



2003 Sun Devil Baseball

ASU Media Relations
(P) 480-965-6594
(F) 480-965-5408
Baseball Contact: Jeff Evans
E-Mail: Jeff.Evans@asu.edu
Website: www.TheSunDevils.com

2003 Record: 42-9, 10-5 Pac-10
2003 Home Record: 26-7
2003 Road/Neutral Record: 16-2
Final 2002 Record: 37-21, 15-9 Pac-10
ASU All-Time Record: 2,305-1,124-6
Head Coach: Pat Murphy (348-173-1)

Weekly Release #16 • Arizona State at Oklahoma • April 30, 2003

2003 Schedule and Results

(42-9, 10-5 Pac-10)

DATE	OPPONENT	RESULT/TIME
Jan. 16	Hawai'i-Hilo	W, 9-0
Jan. 17	Hawai'i-Hilo (DH)	W, 10-5; W, 14-2
Jan. 18	Hawai'i-Hilo	W, 18-3
Jan. 19	Hawai'i-Hilo (DH)	W, 16-0; W, 18-5
Jan. 24	San Diego State (#33) - (R)	W, 7-5
Jan. 25	San Diego State (#33) - (R)	W, 4-3
Jan. 26	San Diego State (#33) - (R)	W, 24-9
Jan. 31	at Long Beach State (#13)	L, 5-11
Feb. 1	at Long Beach State (#13)	W, 3-0
Feb. 2	at Long Beach State (#13)	W, 4-2
Feb. 6	BYU	W, 6-5
Feb. 7	BYU	W, 17-6
Feb. 8	BYU	W, 6-4
Feb. 14	Gonzaga^	W, 8-4
Feb. 15	Oklahoma State^	W, 7-3
Feb. 16	Oregon State^	W, 9-4
Feb. 17	Gonzaga	W, 17-5
Feb. 21	Dayton	W, 10-1
Feb. 22	Notre Dame (#11) - (AZ-TV)	W, 16-3
Feb. 23	Notre Dame (#11) - (R) (AZ-TV)	W, 14-8
Feb. 28	Penn State - (R)	W, 13-0
Mar. 1	Penn State	W, 12-1
Mar. 2	Penn State	W, 11-7
Mar. 6	Cal State Northridge#	W, 10-2
Mar. 7	Southern Utah#	W, 19-0
Mar. 8	Utah#	W, 6-4
Mar. 9	Cal State Northridge#	W, 12-2
Mar. 14	Oklahoma (#30) - (R)	L, 5-6
Mar. 15	Oklahoma (#30) - (R)	W, 10-3
Mar. 16	Oklahoma (#30) - (R)	W, 10-2
Mar. 18	Wichita State (#29) - (R)	W, 9-2
Mar. 19	Wichita State (#29) - (R)	L, 3-6
Mar. 22	Stanford* (#6) - (R) (AZ-TV)	W, 7-6 (11)
Mar. 23	Stanford* (#6) - (R) (AZ-TV)	L, 8-9 (10)
Mar. 24	Stanford* (#7) - (R)	L, 2-4
Mar. 28	at USC* - (R)	W, 11-4
Mar. 29	at USC* - (R)	L, 5-6
Mar. 30	at USC* - (R)	W, 7-5
Apr. 2	New Mexico - (R)	L, 7-11
Apr. 7	Grand Canyon - (R)	W, 10-2
Apr. 11	at California* - (R)	W, 11-3
Apr. 13	at California* - (R)	W, 6-0
Apr. 13	at California* - (R)	W, 10-1
Apr. 17	UCLA* - (R)	L, 8-9
Apr. 18	UCLA* - (R) (Fox)	L, 7-8 (13)
Apr. 19	UCLA* - (R) (AZ-TV)	W, 17-1
Apr. 25	Washington State* - (R) (AZ-TV)	W, 21-0
Apr. 26	Washington State* - (R) (AZ-TV)	W, 5-3 (10)
Apr. 27	Washington State* - (R)	W, 25-0
Apr. 30	at Oklahoma - (R)	7 p.m.
May 6	UC Irvine - (R)	7 p.m.
May 12	at Oregon State* - (R)	5 p.m.
May 13	at Oregon State* - (R)	4 p.m.
May 14	at Oregon State* - (R)	4 p.m.
May 17	at Washington* (#24) - (R)	1 p.m.
May 18	Arizona* (#24) - (R)	1 p.m.
May 19	at Washington* (#24) - (R)	6:30 p.m.
May 23	Arizona* (#21) - (R)	7 p.m.
May 24	Arizona* (#21) - (R)	7 p.m.
May 25	Arizona* (#21) - (R)	7 p.m.
M. 30-J. 1	NCAA Regionals	TBA
Jun. 6-8	NCAA Super Regionals	TBA
Jun. 13-23	College World Series	Omaha, Neb.

* Pacific-10 Conference game

^ Coca-Cola Spring Training Classic (Surprise, Ariz.)

Bob Schaefer Memorial Classic (Packard Stadium)

No. 4 Arizona State Makes Annual Trek To Bricktown Ballpark For One-Game Set with Oklahoma Sooners on Wednesday.

Game 52



Arizona State Sun Devils (42-9, 10-5)

#4 Sports Weekly/ESPN; #4 Collegiate Baseball; #8 Baseball America

vs. Oklahoma Sooners (16-24)

Oklahoma City, Okla. • Bricktown Ballpark • Apr. 30, 2003

Away 19



PROBABLE PITCHERS

Apr. 30 vs. Oklahoma, 7 p.m. CST

ASU - Erik Averill, LHP (7-0, 3.30 ERA)

OKLA - Austin Mix, RHP (2-1, 6.83 ERA)

ASU vs. OKLAHOMA

All-Time Record vs. OKLA: ASU leads 43-18

Last Time vs. OKLA: Mar. 14-16, 2003

..... ASU 2-1 (5-6, 10-3, 10-2)

Series Notes:

ASU won two of three earlier this year at Packard Stadium, dropping the first game 6-5 on a ninth-inning OU rally. The Devils came back with convincing wins of 10-3 and 10-2 the next two days to earn the series victory.

At Bricktown Ballpark:

ASU and Oklahoma have met annually at Bricktown Ballpark for a one-game set in each of the last four years. ASU is 3-1 at Bricktown vs. the Sooners.

MEDIA EXPOSURE

Originally not scheduled as part of the radio schedule, the ASU-Oklahoma game from Oklahoma City will be carried on NBC 1190 AM. The game will air live at 5 p.m. Phoenix time. The Sun Devil Sports Network has arranged to pick up the Oklahoma broadcast and distribute it throughout the Valley. The statistical GameTracker on www.TheSunDevils.com will also be available for live play-by-play updates.

DID YOU KNOW?

The 51 runs scored in the Washington State series marks the fourth most by an ASU squad in a three-game Pac-10 series since joining the league in 1979. The two 20+ run games also marks the first time ASU has accomplished that in Pac-10 play. For the season the Devils are averaging 10.37 runs and 12.82 hits per game.

THE STORYLINE

The Sun Devils and Sooners will meet for the fourth time this season in the fifth annual showdown at Bricktown Ballpark. ASU took two of the three games earlier this season, but the Sooners played spoiler to ASU's 28-1 start ending a 19-game winning streak in a 6-5 series opening victory. Since that series ASU has gone 12-7, while the Sooners have struggled going 5-19. The Devils are 3-1 all-time at Bricktown Ballpark.

Quick Hits:

- ASU recorded a school record with a 28-1 start to the season that included a 19-game winning streak.
- After the three-game sweep of Washington State, ASU is currently tied for the Pac-10 lead with a 10-5 record.
- ASU leads the Pac-10 in both hitting (.353) and pitching (3.29 ERA).
- After 51 games the Devils are averaging 10.37 runs and 12.82 hits per game this year.
- ASU has scored 10 or more runs in 26 games this year and recorded 10 or more hits in 39 of 51 games.
- ASU has scored in a NCAA record 484 consecutive games dating back to April 7, 1995. The old NCAA record was 349.
- ASU's roster consists of 18 upper classmen (juniors and seniors) and 18 lower classmen (freshman and sophomores).
- The three runs given up in the WSU series are the least given up in a three-game Pac-10 series by ASU in 25 years.
- For the first time in ASU's 25-year history in the Pac-10, the Devils scored 20 runs twice in a conference series (WSU).
- The Jan. 16 season-opener was the second earliest start in ASU history and was the first collegiate game in 2003.
- The Devils have recorded 124 big innings (2 or more runs) this year, including 29 innings of five or more runs.
- Jeremy West earned his fourth career Pac-10 Player of the Week award last week, marking ASU's 69th all-time.
- SS Dustin Pedroia leads the Pac-10 with 28 doubles and is second with a .420 batting average after going 7-for-13 vs. WSU.
- Senior Jered Liebeck leads the Pac-10 with a 2.55 ERA and is 7-0 heading into the weekend series with WSU.
- Junior DH/1B Jeremy West is currently fifth in ASU history with a .647 career slugging percentage.
- Sophomore SS Dustin Pedroia has recorded 31 multi-hit games this year and has not made an error in the last nine games.
- Pedroia has recorded a hit in 45 of ASU's 48 games and 56 of last 59 games dating back to end of 2002 season.
- Junior Nick Walsh has raised his batting average 149 points over the last eight games combining to go 19-for-33 (.576).
- Jeff Larish leads the Pac-10 with 79 RBI (1.64 per game) and 64 walks (1.33 per game). He also has 15 home runs.
- ASU has hit 11 grand slams this year (one off NCAA record) and Larish set an ASU single-season record with his fourth.
- ASU has 62 home runs by 12 different players this year. ASU had only 38 total home runs in 58 games in 2002.
- Jeff Larish, Dustin Pedroia, Erik Averill and Travis Buck all earned midseason honors from *Baseball America*.
- The starting pitchers have combined to go 23-2 with a 3.13 ERA this year. The relievers are a combined 19-7 with a 3.45 ERA.
- Of ASU's nine losses this year, five have been by one run and seven of the nine have been by three or less runs.



ARIZONA STATE UNIVERSITY

Sun Devil Baseball 2003

2003 National Polls

Baseball America (4/28)

1.	CS Fullerton	38-8
2.	Florida State	38-7
3.	Rice	40-7
4.	Nebraska	33-11
5.	Long Beach State	29-13
6.	Texas	35-13
7.	NC State	36-10
8.	Arizona State	42-9
9.	Stanford	28-13
10.	LSU	30-13
11.	Florida Atlantic	37-10
12.	Texas A&M	35-13
13.	Georgia Tech	32-11
14.	Auburn	32-13
15.	Notre Dame	34-9
16.	Mississippi State	30-12
17.	Miami	29-11
18.	UNLV	35-12
19.	Southern Mississippi	34-11
20.	Clemson	31-13
21.	Richmond	33-8
22.	Alabama	31-13
23.	Baylor	30-17
24.	Arizona	30-16
25.	Tulane	32-13

Sports Weekly/ESPN (4/28)

1.	CS Fullerton	38-8
2.	Florida State	38-7-1
3.	Rice	42-9
4.	Arizona State	42-9
5.	Texas	35-13
6.	Long Beach State	29-13
7.	Nebraska	33-11
8.	NC State	36-10
9.	Stanford	28-13
10.	Georgia Tech	32-11
11.	Texas A&M	35-13
12.	LSU	30-13-1
13.	Auburn	32-13
14.	Clemson	31-13
15.	Richmond	33-8
16.	Notre Dame	34-9
17.	Miami	29-11-1
18.	Mississippi State	30-12-1
19.	Florida Atlantic	37-10
20.	Baylor	30-17
21.	Florida	31-13-1
22.	Alabama	31-13
23.	Tulane	32-13
24.	Arkansas	30-12
25.	Southern Mississippi	34-11

Collegiate Baseball (4/28)

1.	CS Fullerton	38-8
2.	Florida State	38-7-1
3.	Rice	40-7
4.	Arizona State	42-9
5.	NC State	36-10
6.	LSU	30-13-1
7.	Stanford	28-13
8.	Texas	35-13
9.	Long Beach State	29-13
10.	Nebraska	33-11
11.	Georgia Tech	32-11
12.	Texas A&M	35-13
13.	Notre Dame	34-9
14.	Richmond	33-8
15.	Florida Atlantic	37-10
16.	Clemson	31-13
17.	Miami	29-11-1
18.	Auburn	32-13
19.	Mississippi State	30-12-1
20.	Arizona	30-16
21.	Southern Mississippi	34-11
22.	Lamar	31-12
23.	Alabama	31-13
24.	Missouri	28-15
25.	Minnesota	27-14

Consecutive Games Scoring Streak Reaches 484:

The Arizona State baseball program has now scored in an NCAA record 484 consecutive games dating back to the 1995 season. The Devils made history on April 7, 2001 when they scored at least one run in their 350th consecutive game. The Devils broke the 12-year-old NCAA record in a 5-1 loss to USC exactly six years to the day when they were last shut out. ASU was shut out 9-0 in that game on April 7, 1995 at Dedeaux Field. The Devils recently celebrated the eighth anniversary of the start of the streak with a 10-2 win over Grand Canyon on April 7. The one run scored in the 3-1 loss to Stanford (4/12/02) marked only the 12th time during the streak that ASU has scored only one run. Coastal Carolina previously held the NCAA record at 349 games set from 1983-1989. ASU also had a stretch of 278 games without being shut out from 1990 to 1994, meaning the program has only been shutout in three games dating back to the 1990 season. ASU is a combined 321-162-1 during the streak. Notable pitchers the Devils have faced during the streak include Jeremy Guthrie (Stanford), Barry Zito (USC), Kirk Saarloos (CS Fullerton), Jason Young (Stanford), Ben Diggins (Arizona), Adam Johnson (CS Fullerton), Ryan Drese (Cal), Jeff Weaver (Fresno State), Chad Hutchinson (Stanford), Abe Alvarez and Adam Pettyjohn (Fresno State).

Arizona State's NCAA Record

484

Consecutive Games Scoring Streak

Poll Mechanics:

Arizona State returned as a consensus top 10 team in all four national polls after the convincing three-game sweep of Washington State over the weekend. ASU is ranked No. 4 by *Sports Weekly/ESPN*, No. 4 by *Collegiate Baseball* and No. 8 by *Baseball America*. Ranked as high as No. 8 in the preseason polls, the Devils have spent virtually the entire season in the top 10 and for two weeks manned the top spot in two of the three national rankings, marking the first time being No. 1 since heading into the 1993 College World Series. ASU has been ranked for 72 consecutive national polls dating back to the start of the 2000 season. ASU entered the 2003 season ranked as high as No. 8 in the nation by *Baseball America* in the preseason collegiate polls. Arizona State also earned a preseason No. 9 ranking by *Sports Weekly/ESPN*, No. 10 by NCBWA and No. 12 ranking by *Collegiate Baseball*. The No. 8 preseason ranking is the highest by an ASU squad since opening the 2001 season as the consensus No. 6 team in the nation.

The Grand Salami:

After hitting only one grand slam all of last year, the Sun Devils have gone on a binge this year hitting 11 in their first 51 games. Sophomore first baseman Jeff Larish broke the single-season school record by hitting his fourth grand slam vs. UCLA (4/19). Larish broke the old record of three set by Dave Hudgens in 1977. Junior second baseman Steve Garrabrants and Jeremy West each have two slams, while Ryan Bosch, Travis Buck, and Rod Allen each have one. ASU is also quickly approaching the NCAA record for grand slams in a season of 12 set by Oklahoma State in 1996.

Close Games:

Arizona State has built up a 42-9 record heading into the final 11 games of the 2003 regular season. The Sun Devils have lost straight games this year only two times and have suffered a number of close losses this year. Of the Devils nine losses this year, five have come by one run and seven by three or less runs. ASU's five Pac-10 setbacks have come by way of four one-run games and a two-run contest to Stanford.

2003 ARIZONA STATE BASEBALL PROJECTED STARTING LINEUP

Arizona State Sun Devils (42-9 Overall, 10-5 Pac-10)

Batting Order	No.	Name (B/T)	Pos	Ht	Wt	Yr	Notes/Key Stats
1	2	Dustin Pedroia (R/R)	SS	5-8	175	So.	.420/59 R/92 H/28 2B/2 3B/3 HR/40 RBI
2	20	Nick Walsh (L/R)	OF/DH	5-7	176	Jr.	.387/24 R/29 H/6 2B/1 3B/18 RBI/.516 OB%
3	14	Andre Ethier (L/L)	CF	6-3	190	Jr.	.352/52 R/68 H/9 2B/3 3B/5 HR/47 RBI
4	11	Jeff Larish (L/R)	1B/3B	6-2	180	So.	.367/66 R/62 H/12 2B/2 3B/15 HR/79 RBI/64 BB
5	8	Jeremy West (R/R)	DH/1B	6-1	200	Jr.	.361/48 R/48 H/5 2B/14 HR/48 RBI/.714 SLG%
or	30	Mike Guerrero (R/R)	DH/1B	6-2	200	Jr.	.387/18 R/29 H/12 2B/2 3B/2 HR/22 RBI
6	32	Frank Mesa (L/R)	3B/2B	6-0	180	So.	.390/31 R/41 H/6 2B/1 3B/20 RBI/.488 OB%
or	5	Dennis Wyrick (R/R)	3B	6-1	215	Sr.	.352/28 R/45 H/5 2B/1 3B/1 HR/24 RBI
7	4	Travis Buck (L/R)	RF/LF	6-2	190	Fr.	.372/50 R/67 H/12 2B/3 3B/3 HR/38 RBI
8	9	Steve Garrabrants (R/R)	2B	5-10	173	Jr.	.344/44 R/55 H/14 2B/3 3B/6 HR/48 RBI
or	10	Rod Allen	LF	6-2	205	Jr.	.304/30 R/34 H/3 2B/1 3B/5 HR/36 RBI
9	39	Tuffy Gosewisch (R/R)	C	5-10	185	So.	.330/28 R/30 H/5 2B/1 HR/27 RBI
or	19	Joel Bocchi (R/R)	C	5-11	190	So.	.333/17 R/27 H/7 2B/2 HR/21 RBI

Probable Pitching Rotation:

Day	No.	Name	Pos	Ht	Wt	Yr	Notes/Key Stats
4/30	45	Erik Averill	LHP	6-2	180	Fr.	7-0, 3.30 ERA, 15 G, 11 GS, 40 K's, 62.2 IP
---	26	Beau Vaughan	RHP	6-4	228	Sr.	7-2, 4.30 ERA, 20 G, 5 GS, 83 K's, 69.0 IP
---	40	Ben Thurmond	RHP	6-0	190	Sr.	5-0, 2.48 ERA, 14 G, 10 GS, 48 K's, 54.1 IP
---	47	Jered Liebeck	RHP	6-1	200	Sr.	7-0, 2.42 ERA, 14 G, 12 GS, 47 K's, 67.0 IP
Rel	41	Mark Sopko	RHP	5-11	190	So.	3-2, 2.68 ERA, 19 G, 6 GS, 35 K's, 43.2 IP
Rel	15	Robbie McClellan	RHP	6-1	175	Sr.	5-0, 3.98 ERA, 19 G, 4 GS, 46 K's, 42.0 IP
Rel	12	Ryan Schroyer	Closer	6-1	205	Jr.	4-2, 7 S, 1.56 ERA, 23 G, 37 K's, 34.2 IP

*Rotation/Starting Lineup Subject to Change



Sun Devil Baseball 2003

Nick Walsh on a Tear:

Junior utility player Nick Walsh has one goal in mind when he steps in the batters box... get on base. Walsh, a native of Alamo, Calif., is one of ASU's hottest hitters going 19-for-33 (.576) over his last eight games to raise his season batting average 149 points from .238 to its current mark of .387 during that stretch. He is coming off a career-best game vs. Washington State (4/27) in which he went 6-for-6 with three doubles, seven RBI, five runs scored and recorded six different run-scoring hits. The three doubles, six hits and five runs scored were each one off the single-game ASU record and his seven RBI were two away from the school record. He is in the midst of a career-high eight-game hitting streak and is ranked fifth in the Pac-10 with a .516 on-base percentage. For the season he is hitting .387 (29-for-75) with 24 runs scored, 18 RBI and six doubles.

The Return of Jeremy West:

Junior designate hitter Jeremy West has slowly but surely returned to his 2002 form in which he led the Pac-10 with 71 RBI and earned first-team all-conference honors. Riding a current-seven-game hitting streak, West has gone 17-for-29 (.586) during that stretch to raise his season average to .361 (48-for-133). Over his last 20 games West has raised his season average from .280 to .361 going 28-for-61 (.459) with 25 RBI. He is coming off a career-best weekend vs. Washington State in which he earned his fourth career Pac-10 Player of the Week award. In the three-game set vs. the Cougars West combined to go 9-for-16 (.562) with five home runs, seven runs scored and 13 RBI. He homered in all three games (extending his consecutive games homer streak vs. WSU to six games), including hitting a walk-off two-run homer in the 10th inning in Saturday's 5-3 victory and belting a ASU single-game record tying three on Sunday. Going 5-for-7 in the series finale, West tied the single-game home run mark with a two-run, three-run and grand slam home run and also equaled the school record with nine RBI. For the season West now has 14 home runs, including a pair of multi-home run games, and with 33 career homers is just two off the all-time ASU top 10.

ASU Continues To Lead Pac-10 in Hitting and Pitching:

The Sun Devils lead the Pac-10 in two of the three major statistical categories heading into the non-conference game against Oklahoma. ASU is tops in the league and rated in the top three in the nation with a .353 batting average and also first with a 3.29 ERA. The Devils lead in the batting category by 23 percentage points over arch rival Arizona (.330) and by a wide margin over Stanford in the pitching department (4.31). Defensively the Devils are second in the Pac-10 with a .972 percentage.

Production at First Base:

The first base position has proven to be ASU's big run producer this year with Jeff Larish, Mike Guerrero and Jeremy West combining to torture opposing teams. In ASU's 51 games, Larish has played in 44 games, Guerrero in 14 games and West in one game at first base. The trio when playing the position have combined to go 79-for-196 (.403) with 21 doubles, 17 home runs and 90 RBI.

Pitching and Defense Dominate in Cal and WSU Series:

The pitching staff dominated the California Golden Bears and Washington State Cougars in a pair of Pac-10 three-game sets in recent weeks. ASU gave up only four runs (three earned) and tallied an 1.00 ERA in the series against Cal and combined to out-score WSU 51-3 while posting two pitching shutouts. The four runs given up in a three-game Pac-10 series are the least dating back to giving up seven runs in three-game sweep vs. Cal in 1993 (11-1, 11-4, 11-2) and the three given up to WSU tied the school mark for the least amount of runs given up in a three-game conference series. The 1990 Sun Devils limited rival Arizona to three runs (3-0, 3-1, 9-2) Mar. 16-18 at Packard Stadium. In Sunday's doubleheader vs. Cal (4/13) the Devils allowed only one run in 18 innings and outscored the Bears 16-1. Giving up the only run of the second game in the seventh inning, ASU nearly recorded its first back-to-back shutouts in Pac-10 play. Behind every good pitching note is an even better defensive stat. ASU turned six double plays (two in each game) during the Cal series and committed only two errors. Solid defense from the outfield also included an outfield assist from right fielder Andre Ethier to gun down a potential run at the plate.

20/20 Vision vs. the Cougars:

The scoreboard told it all in ASU's three-game sweep of Washington State posting 20 runs and 20 hits in two of the three games. ASU out-scored the Cougars 51-3 in the series and for the first time since joining the Pac-10 in 1979 posted a pair of 20-run games in a conference series. The 25 runs scored in the Sunday series finale marked the third most runs scored in a league game for ASU and the 51 combined runs are the fourth most scored in a league series. ASU's pitchers also dominated the Cougars throwing a pair of shutouts, also marking the first time in 25-years of play in the Pac-10 that two shutouts in a series had been accomplished.

Four Sun Devils Bring Home Midseason Honors:

Four Sun Devils earned mention in *Baseball America's* midseason review. Freshmen Travis Buck (OF) and Erik Averill (LHP) both were named to the midseason All-America freshman team, while sophomores Dustin Pedroia (SS) and Jeff Larish (DH) were picked for their respective class. Here is what BA had to say about Larish being named the "Biggest Surprise of the First Half of the Season":

"Larish slowed down a bit after a torrid start to the 2003 season. He came down with back spasms in mid-March and missed a couple of games, but few college players have ever put together a better half season than Larish, a sophomore who was supposed to redshirt last year but was pressed into the lineup at midseason and hasn't stopped hitting. A left-handed hitter, he was batting .372-13-64. He had driven in all those runs in just 38 games despite drawing 51 walks, and his .551 on-base percentage probably has Athletics general manager Billy Beane drooling for the '04 draft."

ASU HEAD COACH

Pat Murphy



Since inheriting the Sun Devil program in August of 1994, Arizona State Baseball Head Coach Pat Murphy has carefully nurtured the tradition of excellence in Tempe, at the same time establishing himself as one of the top collegiate head coaches in the nation. He has guided Arizona State to top-12 national rankings in three of the past five years, including an appearance in the 1998 College World Series national championship game. Murphy is 348-173-1 in his ninth season in Tempe and posts an all-time 24-18 record in NCAA Tournament action. With a career 721-344-4 record in 19 seasons as a head coach, Murphy is the winningest active baseball coach under the age of 45 at any collegiate level. Murphy recorded his 600th career Division 1 victory in 2002 and recorded his 700th career coaching victory (all levels) with a 14-8 come-from-behind win over No. 11 Notre Dame (2/23). ASU has been in 70 straight national polls under Murphy.

Month by Month at ASU:

January	40-4
February	88-32
March	88-59-1
April	85-49
May	45-27
June	2-3

Pat Murphy at ASU

Record at ASU	348-173-1
Pac-10	129-101
Non-Conference	219-72-1
NCAA Tournament	15-10

Opening Day Record	7-1
Earliest Start	Jan. 15, 1999 (Utah)
Latest Start	Feb. 2, 1996 (LMU)

Pat Murphy Year-by-Year

Career Record: 721-344-4/18th season
Division I Record: 666-289-2
Arizona State Record: 348-173-1/9th season

Year	School	Overall
2003	Arizona State	42-9
2002	Arizona State	37-21
2001	Arizona State	37-20-1
2000	Arizona State	44-15
1999	Arizona State	39-21
1998	Arizona State	41-23
1997	Arizona State	39-22
1996	Arizona State	35-21
1995	Arizona State	34-21
1994	Notre Dame	46-16
1993	Notre Dame	46-16
1992	Notre Dame	48-15
1991	Notre Dame	45-16
1990	Notre Dame	46-12
1989	Notre Dame	48-19-1
1988	Notre Dame	39-22
1987	Claremont-Mudd Scripps	21-18-1
1986	Claremont-Mudd Scripps	24-16
1983	Maryville (Tenn.)	10-21-1



Sun Devil Baseball 2003

Pac-10 Baseball

Team	Pac-10	Overall
Arizona State	10-5	42-9
Stanford	10-5	28-13
Arizona	9-6	31-16
USC	9-6	24-19
Washington	6-6	28-13
California	9-9	25-21
UCLA	5-7	19-25
Oregon State	4-11	18-22
Washington State	4-11	13-29

*Through 4/28/03

Upcoming Pac-10 Games:

Mon., April 28

ARIZONA 21, Sacramento State 13

Tue., April 29

Santa Clara at STANFORD, 6 p.m.

Loyola Marymount at UCLA, 6 p.m.

USC at UC Irvine, 7 p.m.

Lewis-Clark State at WASHINGTON, 6:30 p.m.

Gonzaga at WASHINGTON STATE, 6 p.m.

Wed., April 30

ARIZONA STATE at Oklahoma, 7 p.m.

Fri., May 2

*CALIFORNIA at ARIZONA, 7 p.m.

*OREGON STATE at UCLA, 6 p.m.

*STANFORD at USC, 6 p.m.

*WASHINGTON at WSU, 6:00 p.m.

Sat., May 3

*CALIFORNIA at ARIZONA, 7 p.m.

*OREGON STATE at UCLA, 1 p.m.

*STANFORD at USC, 1 p.m.

*WASHINGTON at WSU, 1 p.m.

Sun., May 4

*CALIFORNIA at ARIZONA, 1 p.m.

*OREGON STATE at UCLA, 1 p.m.

*STANFORD at USC, 1 p.m.

*WASHINGTON at WSU, noon

2003 Pac-10/National Awards

National Player of the Week

Jered Liebeck, 2/4 (CB, NCBWA)

Jeremy West, 4/28 (CB)

Pac-10 Player of the Week

Jeremy West, 2/25

Travis Buck, 4/1

Jeremy West, 4/28

Pac-10 Pitcher of the Week

Jered Liebeck, 2/4

Ryan Schroyer, 2/25

CollegeBaseballInsider.com

Regional Player of the Week

Travis Buck, 4/2

Preseason All-Americans

Rod Allen (Baseball America - 3rd team)

Andre Ethier (NCBWA - 3rd team)

Jeremy West (Collegiate Baseball - 3rd team)

Ryan Schroyer (CB - 3rd team, NCBWA - 2nd team)

Baseball America Midseason All-Americans

Travis Buck, OF (Freshman)

Erik Averill, LHP (Freshman)

Dustin Pedroia, SS (Sophomore)

Jeff Larish, DH (Sophomore)

Golden Spikes Watch List

Jeff Larish, 1B

Dustin Pedroia, SS

The Last Time at Bricktown:

Making its fifth trip to Bricktown Ballpark, the Sun Devils are 3-1 all-time at the beautiful home field of the Triple-A Oklahoma Redhawks (Texas Rangers affiliate). ASU has won three straight at Bricktown and is coming off a 7-5 win last year that evened the season series with the Sooners at 2-2. Down 5-2 after five innings, ASU scored five unanswered runs to gain the win. Rod Allen plated three runs in the top of the sixth on a three-run double down the right field line and Jeff Larish's single to score Dustin Pedroia proved to be the winning run.

Earlier this year vs. Oklahoma:

Arizona State and Oklahoma met earlier this year in a three-game series March 14-16 at Packard Stadium in Tempe. At the time ASU was ranked No. 1 in the nation in two of the three national polls and Oklahoma was ranked No. 29. ASU won two of the three games, falling 6-5 in the series opener to have its 19-game win streak snapped, but bounced back with wins of 10-3 and 10-2. Jeremy West swung a hot bat for the Devils against the Sooners going 4-for-9 with a home run and three RBI and Andre Ethier went 3-for-7 (.429). Erik Averill and Jered Liebeck picked up the wins on the mound as the pitchers combined for a 2.67 ERA in the series.

Arizona State Career Stats vs. Oklahoma Sooners:

Player	Avg.	G	AB	R	H	RBI	2B	3B	HR	SB
Mesa	.500	2	4	1	2	0	0	0	0	0
Guerrero	.417	3	12	2	5	3	4	0	0	0
West	.346	8	26	8	9	7	1	1	2	0
Allen	.345	8	29	5	10	10	3	0	1	0
Bosch	.333	3	3	2	1	0	0	0	0	0
Pedroia	.333	7	27	6	9	3	4	0	0	1
Ethier	.273	7	22	3	6	4	1	0	0	0
Wyrick	.240	7	25	5	6	8	2	0	0	0
Garrabrants	.227	5	22	2	5	3	0	1	0	3
Buck	.222	3	9	1	2	1	1	0	0	0
Bocchi	.182	4	11	2	2	0	1	0	0	0
Walsh	.154	6	13	1	2	1	0	0	0	1
Gosewisch	.100	5	10	2	1	1	1	0	0	0
Cadena	.000	3	3	0	0	0	0	0	0	0
McKenna	.000	4	11	1	0	1	0	0	0	0

Player	ERA	W-L	SV	G	IP	H	R	ER	BB	SO
Arguello	0.00	0-0	0	2	3.0	2	0	0	0	4
Averill	0.00	1-0	0	1	5.0	3	1	0	2	3
Beatty	0.00	0-0	0	1	0.1	0	0	0	0	0
Schroyer	0.00	0-0	2	4	4.0	0	0	0	1	4
Vaughan	0.00	0-0	0	2	2.1	2	2	0	1	4
Bordes	4.50	0-0	0	2	2.0	2	1	1	1	3
McClellan	4.50	1-0	0	2	8.0	7	4	4	5	8
Thurmond	5.06	0-0	0	1	5.1	6	3	3	0	6
Liebeck	5.91	1-0	0	2	10.2	14	7	7	5	10
Kartler	6.48	0-1	0	3	8.1	13	6	6	8	9
Sopko	7.11	1-1	0	4	6.1	6	5	5	5	4
Klusman	9.00	0-0	0	1	1.0	3	1	1	1	1

Sun Devils Record Best Start in School History:

Arizona State's 28-1 start to the season goes down in the record books as the best start in school history. The 28-1 record includes an 11-game winning streak to start the season before a loss at nationally ranked Long Beach State (Jan. 31) and a 19-game win streak up until suffering a 6-5 loss to Oklahoma (3/14). During the 28-1 start to the season ASU's pitchers posted an impressive 3.11 ERA and the hitters combined for a .360 team batting average.

About the 19-Game Winning Streak:

After starting the year 9-0, ASU suffered its first setback with an 11-5 loss at nationally ranked Long Beach State on Jan. 31. After that loss, ASU went on a 19-game winning streak combining to go 13-0 in February and won the first six games in March before losing 6-5 to No. 30 Oklahoma (3/14). The 19-game winning streak is the longest by an ASU squad since the 1990 team won 23 straight games. Dustin Pedroia led ASU during the streak hitting .432 (35-for-81) with 11 of his Pac-10 leading 28 doubles. As a team the Sun Devils hit at a .344 clip and pitched for an impressive 2.56 ERA.

Home Run Notes:

Through 51 games of the 2003 season the Sun Devils have already surpassed their entire season total from 2002 with 62 home runs. ASU has hit 46 of those home runs at Packard Stadium and 16 in its 18 road or neutral site games. Of the 33 games played at Packard Stadium the Devils have hit at least one home run in 24 games. A total of 12 different players have hit at least one home run and eight players have two or more home runs. Sophomore Jeff Larish leads the way with 15 round-trippers, including an ASU single-season record of four grand slams. Jeremy West jumped into second place on the team with five in the series vs. WSU and now has 14 on the year. The Devils have homered in 33 of their 51 games, including 19 multi-home run games. The Devils also have 11 grand slams on the season with Larish (4), Steve Garrabrants (2), Jeremy West (2), Rod Allen, Ryan Bosch and Travis Buck all leaving the yard with the bases loaded. ASU had only one grand slam in 2002 and four in 2001. ASU's home run breakdown includes 15 solo shots, 21 two-run homers, 15 three-run home runs and 11 grand slams.



Sun Devil Baseball 2003

2003 Arizona State Baseball Game-by-Game Results

(42-9 Overall, 10-5 Pac-10, 26-7 Home, 13-3 Away, 3-0 Neutral)


Date	Opponent	W-L	Score	Att.	ASU Pitcher	Opp. Pitcher	Record	Notes
1/16	@Hawai'i-Hilo	W	9-0	324	McClellan (1-0)	Shimabuku (0-1)	1-0	Six pitchers combine for 15 K shutout.
1/17	@Hawai'i-Hilo	W	10-5	---	Vaughan (1-0)	Ebbs (0-1)	2-0	Pedroia 3-for-4, 2 RBI. Vaughan 9 K's.
1/17	@Hawai'i-Hilo	W	14-2 (7)	302	Liebeck (1-0)	Miyahira (0-1)	3-0	Larish 3x4 w/4 RBI. Liebeck 7 K's.
1/18	@Hawai'i-Hilo	W	18-3 (8)	78	Averill (1-0)	Lockett (0-1)	4-0	Averill one hit in 7.1 IP in ASU debut.
1/19	@Hawai'i-Hilo	W	16-0 (5)	---	Sopko (1-0)	Inaba (0-1)	5-0	Larish 2-for-2 with HR and 4 RBI.
1/19	@Hawai'i-Hilo	W	18-5 (7)	150	McClellan (2-0)	Ebbs (0-2)	6-0	Allen 2x5, 5 RBI. Guerrero 4x5, 3 RBI.
1/24	San Diego State	W	7-5	3,972	McClellan (3-0)	Miller (0-1)	7-0	Pedroia 2x5, HR. Buck 3x4 w/2 2B.
1/25	San Diego State	W	4-3	3,249	Schroyer (1-0)	Hartshorn (0-1)	8-0	Larish and West solo HR. Pedroia 2x4.
1/26	San Diego State	W	24-9	2,822	Averill (2-0)	Lindsey (0-1)	9-0	Larish 3x4, 2 HR, 9 RBI. Averill 1 H in 4 IP.
1/31	@LBSU (#13)	L	5-11	1,334	Vaughan (1-1)	Alvarez (1-0)	9-1	Buck 3x4. Bullpen gives up 9 H, 11 R.
2/1	@LBSU (#13)	W	3-0	976	Liebeck (2-0)	Weaver (0-1)	10-1	Liebeck CG 3-hit shutout. Larish 2x3, RBI.
2/2	@LBSU (#13)	W	4-2	1,235	Averill (3-0)	Paz (0-1)	11-1	Averill 2 R, 0 ER in 6.2 IP.
2/6	BYU	W	6-5	2,850	Schroyer (2-0)	Jacinto (0-1)	12-1	Larish 3x5, 2 2B. Mesa GW RBI walk in 9th.
2/7	BYU	W	17-6	2,896	Thurmond (1-0)	Bergeron (0-1)	13-1	Mesa 4x6, 3 RBI, HR. Bocchi 2x4, 3 RBI.
2/8	BYU	W	6-4	2,691	Schroyer (3-0)	Jacinto (0-2)	14-1	Larish and Bocchi each hit big home runs.
2/14	Gonzaga^	W	8-4	467	Sopko (2-0)	Gonzalez (0-1)	15-1	Sopko stellar with 5 K's in 7.0 IP in relief.
2/15	Oklahoma State^	W	7-3	1,922	Vaughan (2-1)	Baker (1-1)	16-1	Vaughan 8 K's in 5.0 IP. Pedroia 2-Run Triple.
2/16	Oregon State^	W	9-4	1,303	Liebeck (3-0)	Copeland (0-1)	17-1	Pedroia 3-for-4 with 2B, HR. Allen 3-Run HR.
2/17	Gonzaga	W	17-5	1,490	Thurmond (2-0)	Lichter (0-1)	18-1	Garrabrants 2-for-6, GS, 6 RBI. Allen 2-Run HR.
2/21	Dayton	W	10-1	2,309	Liebeck (4-0)	Miller (0-1)	19-1	Liebeck 6 K's in 7.0 scoreless IP. Mesa/Ethier 3 H.
2/22	Notre Dame (#11)	W	16-3	3,605	Vaughan (3-1)	Ogilvie (0-1)	20-1	West 2 HR's, 6 RBI. Larish Grand Slam HR.
2/23	Notre Dame (#11)	W	14-8	3,403	Lopez (1-0)	Gagne (0-1)	21-1	9-Run 6th inning lifts Devils. Murphy win #700.
2/28	Penn State	W	13-0	1,871	Averill (4-0)	Hamilton (0-1)	22-1	Larish 2x3, GS, 6 RBI. Averill 5.2 IP, 0 R, 3 H.
3/1	Penn State	W	12-1	2,219	McClellan (4-0)	Tressler (0-1)	23-1	ASU ties best start in school history.
3/2	Penn State	W	11-7	2,404	Thurmond (3-0)	Palm (0-1)	24-1	Larish 2-for-3, 3B, HR. Schroyer fifth save.
3/6	CS Northridge#	W	10-2	2,214	Averill (5-0)	Rosales (1-3)	25-1	Pedroia 4-for-5 with three doubles.
3/7	Southern Utah#	W	19-0 (7)	2,632	Sopko (3-0)	Shepherd (0-2)	26-1	Buck goes 5-for-5 and hits for cycle (7 RBI).
3/8	Utah#	W	6-4	2,927	Vaughan (4-1)	Price (2-1)	27-1	Garrabrants game-winning double in B-8th.
3/9	CS Northridge#	W	12-2	3,389	Liebeck (5-0)	Jean (0-1)	28-1	Larish 2x4, 4 RBI, HR. Wyrick goes 3x3.
3/14	Oklahoma (#30)	L	5-6	4,155	Sopko (3-1)	McAuliff (1-0)	28-2	West and Allen 2-Run HR's. OU scores in 9th.
3/15	Oklahoma (#30)	W	10-3	3,806	Liebeck (6-0)	Blair (2-2)	29-2	Guerrero 3x6, 3 2B. Allen 3x5, 2 RBI in win.
3/16	Oklahoma (#30)	W	10-2	2,900	Averill (6-0)	Purcey (0-2)	30-2	Pedroia 2x4, 2 2B. Averill 3 H, 0 ER in 5.0 IP.
3/18	Wichita State (#29)	W	9-2	3,099	Vaughan (5-1)	Uhlmansiek (3-1)	31-2	Wyrick 3x3, 2 R. Vaughan 7 K's in 4.0 IP.
3/19	Wichita State (#29)	L	3-6	2,417	Beatty (0-1)	Sanders (3-0)	31-3	Four-run 1st inning proves costly. Pedroia 2x4.
3/22	Stanford* (#6)	W	7-6 (11)	4,019	Schroyer (4-0)	ManSHIP (0-2)	32-3	Wyrick 3x6, 3 RBI and game-winner in 11th.
3/23	Stanford* (#6)	L	8-9 (10)	3,483	Schroyer (4-1)	O'Hagan (2-0)	32-4	ASU scores seven in 8th and 9th before losing in 10th.
3/24	Stanford* (#7)	L	2-4	3,397	Sopko (3-2)	Romanczuk (6-0)	32-5	Devils limited to season-low five hits in loss.
3/28	@USC*	W	11-4	600	Bordes (1-0)	Paschal (2-4)	33-5	Wyrick 3x6, 3 RBI. ASU 17 hits, 17 LOB.
3/29	@USC*	L	5-6	890	Schroyer (4-2)	Dizard (3-2)	33-6	Devils 12 LOB, including loaded in 7th and 8th.
3/29	@USC*	W	7-5	1,157	Arguello (1-0)	Butler (03)	34-6	Buck 3x4, RBI. Larish and Guerrero solo HR's.
4/2	New Mexico	L	7-11	1,919	Vaughan (5-2)	Soto (3-0)	34-7	Pedroia and Larish both hit HR in loss.
4/7	Grand Canyon	W	10-2	2,020	McClellan (5-0)	Newark (0-3)	35-7	Gosewisch 3x3, McClellan 7 K's in 5 IP.
4/11	@California*	W	11-3	409	Averill (7-0)	Brown (2-5)	36-7	Bosch 2x4, 2 RBI, HR. Allen GS HR in 4th.
4/13	@California*	W	6-0	267	Vaughan (6-2)	Montalbo (3-3)	37-7	Walsh 3x3. Vaughan six IP of shutout ball.
4/13	@California*	W	10-1	219	Liebeck (7-0)	Crist (2-2)	38-7	Liebeck 0 ER in 6 IP. Walsh 3x5, 2 RBI.
4/17	UCLA*	L	8-9	2,227	Vaughan (6-3)	Beck (1-1)	38-8	ASU hits into 8-5-4 DP in crucial 8th inning.
4/18	UCLA*	L	7-8 (13)	2,678	Bordes (1-1)	Silva (5-0)	38-9	Devils 17 LOB and 4 DP in 13 inning heartbreaker.
4/19	UCLA*	W	17-1	2,699	Thurmond (4-0)	Janssen (3-5)	39-9	Thurmond 7 K's in 7.0 IP. Pedroia 4-for-6, 2 RBI.
4/25	Washington State*	W	21-0	2,336	Vaughan (7-3)	MacKenzie (3-4)	40-9	Larish 2x3, 3 R, 4 RBI in ASU's 7th shutout of '03.
4/26	Washington State*	W	5-3 (10)	2,487	Arguello (2-0)	Alwert (1-3)	41-9	West walk-off 2-run HR in Bottom of 10th.
4/27	Washington State*	W	25-0	2,057	Thurmond (5-0)	Banszak (2-8)	42-9	West 5x7, 3 HR, 9 RBI. Walsh 6x6, 7 RBI, 3 2B.
4/30	@Oklahoma\$	7 p.m.						
5/6	UC Irvine	7 p.m.						
5/12	@Oregon State*	5 p.m.						
5/13	@Oregon State*	4 p.m.						
5/14	@Oregon State*	4 p.m.						
5/17	@Washington*	1 p.m.						
5/18	@Washington*	1 p.m.						
5/19	@Washington*	6:30 p.m.						
5/23	Arizona*	7 p.m.						
5/24	Arizona*	7 p.m.						
5/25	Arizona*	1 p.m.						

* Pac-10 Game, ^ Coca-Cola Spring Training College Baseball Classic (Surprise, Ariz.)

Bob Schaefer Memorial Classic, \$ Played at SBC Bricktown Ballpark



Sun Devil Baseball 2003



Arizona State Sun Devil Baseball Overall Statistics

Record: 42-9 Home: 26-7 Away: 13-2 Neutral: 3-0 Pac-10: 10-5

Player	AVG	GP-GS	AB	R	H	2B	3B	HR	RBI	TB	SLG%	BB	HBP	SO	GDP	OB%	SF	SH	SB-ATT	PO	A	E	FLD%
2 Dustin Pedroia...	.420	51-51	219	59	92	28	2	3	40	133	.607	29	5	12	5	.494	2	3	2-5	70	154	8	.966
32 Frank Mesa.....	.390	40-25	105	31	41	6	1	1	20	52	.495	19	2	11	3	.488	1	0	2-3	27	60	7	.926
20 Nick Walsh.....	.387	40-13	75	24	29	6	1	0	18	37	.493	15	5	8	4	.516	0	1	1-2	15	13	2	.933
30 Mike Guerrero....	.387	37-11	75	18	29	12	2	2	22	51	.680	6	2	12	3	.446	0	1	0-0	64	7	1	.986
4 Travis Buck.....	.372	50-49	180	50	67	12	3	3	38	94	.522	24	10	21	7	.468	2	5	8-10	58	2	4	.938
11 Jeff Larish.....	.367	48-47	169	66	62	12	2	15	79	123	.728	64	4	32	3	.539	4	1	2-2	372	25	3	.993
8 Jeremy West.....	.361	46-38	133	48	48	5	0	14	48	95	.714	32	12	23	4	.520	0	0	2-4	37	2	1	.975
14 Andre Ethier.....	.352	51-50	193	52	68	9	2	5	47	96	.497	37	9	19	3	.469	4	0	4-5	100	4	1	.990
5 Dennis Wyrick....	.352	42-26	128	28	45	5	1	1	24	55	.430	9	6	18	0	.414	2	1	5-6	22	50	8	.900
9 Steve Garabrants	.344	48-44	160	44	55	14	3	6	48	93	.581	20	4	27	1	.418	5	1	19-23	72	131	9	.958
19 Joel Bocchi.....	.333	37-22	81	17	27	7	0	2	21	40	.494	10	4	21	2	.432	0	2	1-1	157	16	5	.972
39 Tuffy Gosewisch..	.330	42-28	91	28	30	5	0	1	27	38	.418	12	6	11	1	.425	4	3	1-1	239	17	0	1.000
10 Rod Allen.....	.304	43-28	112	30	34	3	1	5	36	54	.482	12	4	12	2	.376	5	0	3-5	30	1	1	.969
31 Ryan Bosch.....	.212	46-26	104	25	22	2	0	4	23	36	.346	13	1	33	5	.293	5	1	4-6	60	2	0	1.000

12 Ryan Schroyer....	1.000	1-0	1	1	1	0	0	0	0	1	1.000	0	0	0	0	1.000	0	0	0-0	1	4	1	.833
16 Nick Cadena.....	.429	5-0	7	2	3	1	0	0	1	4	.571	2	0	1	0	.556	0	0	0-0	1	1	0	1.000
27 Bryce Kartler....	.059	18-2	17	5	1	0	0	0	0	1	.059	9	0	8	0	.385	0	0	1-1	10	1	0	1.000
60 Garrett Schoenber	.000	3-0	2	0	0	0	0	0	0	0	.000	0	0	1	0	.000	0	0	0-0	3	0	0	1.000
Totals.....	.353	51-51	1854	529	654	127	18	62	492	1003	.541	314	75	271	43	.458	34	19	55-74	1364	554	55	.972
Opponents.....	.250	51-51	1716	195	429	77	14	30	184	624	.364	173	48	419	36	.333	13	24	37-58	1286	522	98	.949

LOB - Team (481), Opp (417). DPs turned - Team (45), Opp (57). CI - Team (2), Bocchi 1, West 1. IBB - Team (12), Larish 4, West 3, Buck 1, Ethier 1, Pedroia 1, Walsh 1, Mesa 1, Opp (2). Picked off - Gosewisch 1, Garabrants 1, Allen 1.

(All games Sorted by Earned run avg)


Player	ERA	W-L	APP	GS	CG	SHO/CBO	SV	IP	H	R	ER	BB	SO	2B	3B	HR	AB	B/Avg	WP	HBP	BK	SFA	SHA
12 Ryan Schroyer....	1.56	4-2	23	0	0	0/0	7	34.2	31	7	6	13	37	5	1	1	132	.235	5	1	1	0	2
47 Jered Liebeck....	2.42	7-0	14	12	1	1/1	0	67.0	65	21	18	19	47	6	2	3	252	.258	1	0	0	2	2
40 Ben Thurmond....	2.48	5-0	14	10	0	0/3	0	54.1	49	18	15	16	48	9	1	5	206	.238	3	2	2	2	1
41 Mark Sopko.....	2.68	3-2	19	6	0	0/4	0	43.2	44	14	13	10	35	7	1	2	163	.270	6	6	0	0	2
45 Erik Averill....	3.30	7-0	15	11	0	0/2	0	62.2	61	29	23	14	40	14	4	5	238	.256	1	15	5	3	2
49 Brett Bordes....	3.80	1-1	22	0	0	0/2	0	21.1	18	9	9	21	22	2	0	2	77	.234	1	2	1	0	2
15 Robbie McClellan.	3.98	5-0	20	4	0	0/3	0	43.0	41	20	19	28	47	12	0	4	162	.253	4	4	1	1	1
26 Beau Vaughan....	4.30	7-3	20	5	0	0/3	0	69.0	63	42	33	22	83	12	3	4	258	.244	1	9	2	2	9

38 Josh Perrault....	0.00	0-0	2	0	0	0/0	0	2.0	0	0	0	1	3	0	0	0	6	.000	0	1	0	0	0
31 Ryan Bosch.....	0.00	0-0	2	0	0	0/0	0	1.0	4	1	0	1	1	0	0	0	6	.667	0	0	0	0	0
3 Javy Lopez.....	2.63	1-0	12	0	0	0/2	0	13.2	17	4	4	2	6	1	0	1	53	.321	0	1	0	2	1
22 Matt Leaf.....	2.70	0-0	6	1	0	0/1	0	6.2	5	2	2	3	4	1	0	0	26	.192	0	1	0	0	1
48 Carlos Arguello..	5.06	2-0	16	0	0	0/2	0	16.0	14	12	9	8	17	4	0	2	62	.226	2	3	1	1	1
55 Chris Beatty....	7.11	0-1	8	1	0	0/1	0	6.1	7	5	5	5	8	3	1	0	26	.269	0	2	0	0	0
27 Bryce Kartler....	7.43	0-0	18	1	0	0/1	0	13.1	10	11	11	10	21	1	1	1	49	.204	2	1	0	0	0
Totals.....	3.29	42-9	51	51	1	8/7	7	454.2	429	195	166	173	419	77	14	30	1716	.250	26	48	13	13	24
Opponents.....	9.17	9-42	51	51	1	0/0	4	428.2	654	529	437	314	271	127	18	62	1854	.353	61	75	17	34	19

PB - Team (7), Bocchi 4, Gosewisch 3, Opp (13). Pickoffs - Team (5), Vaughan 1, Thurmond 1, Sopko 1, Liebeck 1, McClellan 1, Opp (3). SBA/ATT - Bocchi (16-26), Gosewisch (14-20), Liebeck (6-13), Sopko (7-10), Vaughan (6-10), McClellan (5-7), Averill (4-6), West (6-6), Thurmond (3-4), Lopez, J. (2-3), Schroyer (2-2), Bordes (0-1), Leaf (1-1), Arguello (1-1).



Sun Devil Baseball 2003




Arizona State Sun Devil Baseball Fielding Statistics

2003 Arizona State Sun Devil Baseball
Overall Statistics for Arizona State (as of Apr 28, 2003)
(All games Sorted by Fielding pct)

Player	C	PO	A	E	FLD%	DPs	SBA	CSB	SBA%	PB	CI
39 Tuffy Gosewisch..	256	239	17	0	1.000	1	14	6	.700	3	0
31 Ryan Bosch.....	62	60	2	0	1.000	1	0	0	---	0	0
26 Beau Vaughan....	24	6	18	0	1.000	1	6	4	.600	0	0
47 Jered Liebeck....	16	5	11	0	1.000	1	6	7	.462	0	0
27 Bryce Kartler....	11	10	1	0	1.000	0	0	0	---	0	0
15 Robbie McClellan.	8	4	4	0	1.000	0	5	2	.714	0	0
49 Brett Bordes.....	8	1	7	0	1.000	0	0	1	.000	0	0
41 Mark Sopko.....	7	2	5	0	1.000	0	7	3	.700	0	0
3 Javy Lopez.....	5	2	3	0	1.000	0	2	1	.667	0	0
60 Garrett Schoenber	3	3	0	0	1.000	0	0	0	---	0	0
22 Matt Leaf.....	3	1	2	0	1.000	0	1	0	1.000	0	0
48 Carlos Arguello..	3	1	2	0	1.000	0	1	0	1.000	0	0
16 Nick Cadena.....	2	1	1	0	1.000	0	0	0	---	0	0
59 Aaron Klusman....	1	1	0	0	1.000	0	0	0	---	0	0
11 Jeff Larish.....	400	372	25	3	.993	36	0	0	---	0	0
14 Andre Ethier.....	105	100	4	1	.990	1	0	0	---	0	0
30 Mike Guerrero....	72	64	7	1	.986	5	0	0	---	0	0
8 Jeremy West.....	40	37	2	1	.975	3	6	0	1.000	0	1
19 Joel Bocchi.....	178	157	16	5	.972	2	16	10	.615	4	1
10 Rod Allen.....	32	30	1	1	.969	1	0	0	---	0	0
2 Dustin Pedroia...	232	70	154	8	.966	29	0	0	---	0	0
9 Steve Garabrants	212	72	131	9	.958	23	0	0	---	0	0
4 Travis Buck.....	64	58	2	4	.938	0	0	0	---	0	0
20 Nick Walsh.....	30	15	13	2	.933	2	0	0	---	0	0
32 Frank Mesa.....	94	27	60	7	.926	6	0	0	---	0	0
5 Dennis Wyrick....	80	22	50	8	.900	7	0	0	---	0	0
40 Ben Thurmond....	10	2	7	1	.900	0	3	1	.750	0	0
12 Ryan Schroyer....	6	1	4	1	.833	0	2	0	1.000	0	0
45 Erik Averill.....	9	1	5	3	.667	0	4	2	.667	0	0
55 Chris Beatty.....	0	0	0	0	.000	0	0	0	---	0	0
38 Josh Perrault....	0	0	0	0	.000	0	0	0	---	0	0
Totals.....	1973	1364	554	55	.972	45	37	21	.638	7	2
Opponents.....	1906	1286	522	98	.949	57	55	19	.743	13	0



Sun Devil Baseball 2003



Arizona State Sun Devil Baseball Pac-10 Statistics

Record: 10-5 Home: 5-4 Away: 5-1 Pac-10: 10-5

Player	AVG	GP-GS	AB	R	H	2B	3B	HR	RBI	TB	SLG%	BB	HBP	SO	GDP	OB%	SF	SH	SB-ATT	PO	A	E	FLD%
12 Ryan Schroyer....	1.000	1-0	1	1	1	0	0	0	0	1	1.000	0	0	0	0	1.000	0	0	0-0	0	3	1	.750
20 Nick Walsh.....	.513	12-8	39	12	20	5	1	0	13	27	.692	7	1	5	2	.596	0	0	0-1	8	1	0	1.000
8 Jeremy West.....	.472	11-8	36	11	17	2	0	5	15	34	.944	6	3	8	2	.578	0	0	0-0	7	1	0	1.000
2 Dustin Pedroia...	.406	15-15	69	18	28	7	1	0	12	37	.536	12	1	3	4	.494	1	1	1-3	22	46	3	.958
4 Travis Buck.....	.397	15-15	58	15	23	4	0	1	12	30	.517	6	5	5	4	.493	0	3	3-4	19	1	1	.952
14 Andre Ethier.....	.382	15-15	68	14	26	4	1	4	20	44	.647	8	3	7	1	.463	1	0	1-1	39	2	0	1.000
32 Frank Mesa.....	.375	12-5	32	5	12	1	1	0	6	15	.469	2	1	5	1	.429	0	0	0-1	13	24	2	.949
5 Dennis Wyrick....	.333	13-11	54	8	18	1	1	0	9	21	.389	1	2	8	0	.368	0	0	0-1	2	18	2	.909
9 Steve Garrabrants	.319	13-12	47	13	15	1	1	1	8	21	.447	4	2	10	0	.396	0	0	6-7	24	42	3	.957
11 Jeff Larish.....	.283	15-15	60	19	17	3	0	3	18	29	.483	21	1	13	0	.476	0	1	0-0	130	7	0	1.000
10 Rod Allen.....	.280	12-6	25	7	7	0	1	1	6	12	.480	4	0	1	1	.379	0	0	1-1	5	0	0	1.000
30 Mike Guerrero....	.269	11-4	26	3	7	1	0	1	4	11	.423	2	0	5	3	.321	0	0	0-0	9	0	0	1.000
39 Tuffy Gosewisch..	.241	15-13	29	11	7	2	0	1	9	12	.414	8	6	5	1	.457	3	1	1-1	95	9	0	1.000
31 Ryan Bosch.....	.200	14-6	25	5	5	0	0	2	5	11	.440	1	0	12	0	.214	2	1	1-1	19	0	0	1.000
27 Bryce Kartler....	.200	4-0	5	2	1	0	0	0	0	1	.200	2	0	1	0	.429	0	0	1-1	4	1	0	1.000
19 Joel Bocchi.....	.188	12-2	16	5	3	0	0	0	1	3	.188	2	2	6	1	.350	0	2	0-0	26	2	2	.933
Totals.....	.351	15-15	590	150	207	31	7	19	138	309	.524	86	27	94	20	.451	7	9	15-22	428	177	15	.976
Opponents.....	.259	15-15	541	59	140	26	8	12	56	218	.403	60	17	114	20	.351	1	5	12-17	418	172	19	.969

LOB - Team (151), Opp (137). DPs turned - Team (21), Opp (24). IBB - Team (6), Larish 4, Buck 1, Walsh 1, Opp (2).


(Pac-10 games only Sorted by Earned run avg)

Player	ERA	W-L	APP	GS	CG	SHO/CBO	SV	IP	H	R	ER	BB	SO	2B	3B	HR	AB	B/Avg	WP	HBP	BK	SFA	SHA
27 Bryce Kartler....	0.00	0-0	7	0	0	0/1	0	3.2	2	0	0	2	3	0	1	0	12	.167	0	0	0	0	0
38 Josh Perrault....	0.00	0-0	2	0	0	0/0	0	2.0	0	0	0	1	3	0	0	0	6	.000	0	1	0	0	0
3 Javy Lopez.....	0.00	0-0	1	0	0	0/1	0	2.0	3	0	0	0	0	0	0	0	8	.375	0	0	0	0	0
40 Ben Thurmond....	1.42	2-0	5	5	0	0/2	0	25.1	20	4	4	12	19	2	1	1	92	.217	2	1	0	0	0
47 Jered Liebeck....	2.60	1-0	4	3	0	0/0	0	17.1	14	5	5	4	15	2	0	1	66	.212	0	0	0	0	0
49 Brett Bordes....	3.00	1-1	9	0	0	0/1	0	6.0	5	2	2	7	3	0	0	0	18	.278	1	1	1	0	2
12 Ryan Schroyer....	3.18	1-2	8	0	0	0/0	1	17.0	19	6	6	9	12	4	1	1	67	.284	3	1	1	0	2
48 Carlos Arguello..	4.05	2-0	6	0	0	0/0	0	6.2	5	3	3	5	6	2	0	1	25	.200	1	0	0	0	0
26 Beau Vaughan....	4.21	2-1	5	2	0	0/2	0	25.2	24	12	12	8	31	6	2	1	96	.250	0	3	0	0	1
41 Mark Sopko.....	6.00	0-1	5	0	0	0/1	0	6.0	6	5	4	4	5	0	0	1	23	.261	1	1	0	0	0
45 Erik Averill....	6.10	1-0	5	4	0	0/1	0	20.2	30	14	14	4	9	6	3	4	86	.349	0	8	2	1	0
15 Robbie McClellan.	6.10	0-0	5	1	0	0/2	0	10.1	12	8	7	4	8	4	0	2	42	.286	1	1	1	0	0
Totals.....	3.60	10-5	15	15	0	3/3	1	142.2	140	59	57	60	114	26	8	12	541	.259	9	17	5	1	5
Opponents.....	8.72	5-10	15	15	1	0/0	2	139.1	207	150	135	86	94	31	7	19	590	.351	18	27	5	7	9

PB - Team (1), Gosewisch 1, Opp (5). Pickoffs - Team (1), McClellan 1. SBA/ATT - Gosewisch (6-8), Bocchi (5-7), Sopko (2-3), Vaughan (2-3), Liebeck (2-2), Schroyer (2-2), Thurmond (1-2), Averill (1-2), McClellan (2-2), Bordes (0-1), West (1-1).



Sun Devil Baseball 2003



Arizona State Sun Devil Baseball Statistics Summary

Inning-by-inning summary:

	1	2	3	4	5	6	7	8	9	EX	Total
	--	--	--	--	--	--	--	--	--	--	-----
Arizona State	69	50	61	76	70	68	51	65	14	5	529
Opponents	14	19	32	15	15	38	29	14	15	4	195

Win-loss summary:

	W	L	T	Pct
	--	--	--	----
Total	42	9	0	.824
Conference	10	5	0	.667
Non-Conf	32	4	0	.889
Home	26	7	0	.788
Away	13	2	0	.867
Neutral	3	0	0	1.000
Day	22	4	0	.846
Night	20	5	0	.800
vs Left	8	5	0	.615
vs Right	34	4	0	.895
1-Run games	3	5	0	.375
2-Run games	6	1	0	.857
5+Run games	29	1	0	.967
Extra inns	2	2	0	.500
Shutouts	8	0	0	1.000

General summary:

Current winning streak : 4
 Longest winning streak : 19
 Longest losing streak : 2

Home attendance : 92642 (33 dates avg = 2807)
 Away attendance : 11922 (18 dates avg = 662)
 Total attendance: 104564 (51 dates avg = 2050)



Sun Devil Baseball 2003

Home Runs and Misc. Hitting Breakdown:

Player	Total	Multi-Hit Games				Multi RBI	HR Total	Home Run Breakdown						Last Home Run
		2	3	4	5+			H	A	Solo	2	3	GS	
Rod Allen	10 (49)	9	1	0	0	10	5 (17)	2	3	0	2	2	1	4/11/03 at California
Joel Bocchi	8 (8)	6	1	1	0	6	2 (2)	1	1	0	0	2	0	2/8/03 vs. BYU
Ryan Bosch	4	4	0	0	0	5	4	2	2	1	2	0	1	4/25/03 vs. Washington State
Travis Buck	17	9	7	0	1	6	3	3	0	1	1	0	1	4/19/03 vs. UCLA
Nick Cadena	1 (6)	1	0	0	0	0	0 (6)	0	0	0	0	0	0	5/19/02 vs. USC
Andre Ethier	20 (39)	15	3	2	0	8	5 (9)	4	1	1	1	3	0	4/27/03 vs. WSU
Steve Garrabrants	17 (54)	13	4	0	0	12	6 (8)	5	1	0	2	2	2	4/7/03 vs. Grand Canyon
Tuffy Gosewisch	11 (11)	10	1	0	0	7	1 (1)	1	0	0	1	0	0	4/17 vs. UCLA
Mike Guerrero	4	1	2	1	0	6	2	1	1	1	0	1	0	3/30/03 at USC (6th inning)
Bryce Kartler	0 (2)	0	0	0	0	0	0	0	0	0	0	0	0	None
Jeff Larish	18 (30)	14	4	0	0	16	15 (18)	12	3	4	3	4	4	4/25/03 vs. Washington State
Ryan McKenna	0 (7)	0	0	0	0	0	0	0	0	0	0	0	0	4/1/02 at UNLV (Pinch-Hit)
Frank Mesa	11	6	4	1	0	3	1	1	0	0	1	0	0	2/7/03 vs. BYU
Dustin Pedroia	31 (58)	21	7	3	0	12	3 (4)	2	1	2	1	0	0	4/2/03 vs. UNM
Nick Walsh	5 (11)	2	2	0	1	3	0	0	0	0	0	0	0	4/13/01 vs. Washington State
Jeremy West	13 (51)	8	3	1	1	12	14 (33)	12	2	5	6	1	2	4/27/03 vs. Washington State
Dennis Wyrick	11 (53)	6	5	0	0	9	1 (1)	0	1	0	1	0	0	1/17/03 at UHH
Team Totals	181	125	44	9	3	115	62	46	16	15	21	15	11	West (4/27) vs. Washington State

(x) = career games.

Lineup Card - Record Breakdown:

- 1 - Pedroia (40-6), Walsh (2-3)
- 2 - Buck (32-6), Pedroia (0-1), Wyrick (5-2), Ethier (1-0), Walsh (4-0)
- 3 - Larish (25-5), Ethier (11-1), Guerrero (3-1), Wyrick (1-0), Pedroia (2-2)
- 4 - West (21-3), Allen (2-0), Larish (7-3), Ethier (12-2), Garrabrants (0-1)
- 5 - Ethier (14-4), Larish (7-0), Allen (3-1), Bosch (1-0), West (9-1), Garrabrants (6-0), Wyrick (1-1), Mesa (0-2), Guerrero (1-0)
- 6 - West (2-0), Allen (8-0), Mesa (14-1), Wyrick (7-3), Guerrero (2-2), Buck (3-2), Bosch (1-0), Garrabrants (6-0), Ethier (2-1)
- 7 - Mesa (8-0), Bocchi (1-0), Allen (9-0), Bosch (5-0), Wyrick (3-2), Guerrero (1-0), West (1-0), Garrabrants (8-4), Buck (5-1), Ethier (1-1), Kartler (0-1)
- 8 - Bocchi (17-3), Wyrick (1-0), Gosewisch (16-2), Bosch (2-0), Allen (2-2), West (0-1), Garrabrants (3-1), Guerrero (1-0)
- 9 - Garrabrants (14-1), Walsh (3-1), Bosch (15-2), Allen (2-2), Gosewisch (8-2), Bocchi (0-1)

Starters By Position Breakdown:

- C - Gosewisch (28), Bocchi (22), West (1)
 1B - Larish (43), Guerrero (7), West (1)
 2B - Garrabrants (44), Mesa (4), Walsh (3)
 3B - Wyrick (26), Mesa (21), Larish (4)
 SS - Pedroia (51)
 LF - Buck (32), Allen (15), Walsh (4)
 CF - Bosch (26), Ethier (14), Allen (10), Kartler (1)
 RF - Ethier (35), Buck (16)
 DH - West (35), Walsh (6), Allen (4), Guerrero (4), Buck (1)
 P - Sopko (6), Leaf (1), Liebeck (12), Averill (11), Kartler (1), Thurmond (10), Vaughan (5), McClellan (4), Beatty (1)

Attendance (Through 51 Games)

Home Attendance: 92,642 (33 games; 2,807 Avg.)
Away Attendance: 11,922 (18 dates)
Total Attendance: 104,564 (51 dates)
Overall Average Attendance: 2,050

Sun Devils Record When They Score:

Runs	0	1	2	3	4	5	6	7	8	9	10+
W-L	0-0	0-0	0-1	1-1	2-0	1-3	4-0	4-2	1-2	3-0	26-0

Sun Devils Record When Opponent Scores:

Runs	0	1	2	3	4	5	6	7	8	9	10+
W-L	8-0	4-0	7-0	67-0	5-1	6-0	2-3	1-0	1-1	1-2	0-2

Score By Innings In All Games:

Inning	1	2	3	4	5	6	7	8	9	Ex	Total
ASU	69	50	61	76	70	68	51	65	14	5	529
Opp.	14	19	32	15	15	38	29	14	15	4	195

Score By Innings In Pac-10 Games:

Inning	1	2	3	4	5	6	7	8	9	Ex	Total
ASU	20	22	12	17	11	23	12	21	7	5	150
Opp.	3	8	6	3	6	11	7	4	7	4	59

Current Hitting Streaks:

Player	2003 Longest	Career Long	Current Streak
Rod Allen	4	17	1
Joel Bocchi	5	5	0
Ryan Bosch	3	3	0
Travis Buck	7	7	4
Nick Cadena	2	4	0
Andre Ethier	8	8	6
Steve Garrabrants	6	11	1
Tuffy Gosewisch	4	4	0
Mike Guerrero	4	4	0
Jeff Larish	12	12	12
Ryan McKenna	0	7	1
Frank Mesa	5	5	5
Dustin Pedroia	17	22	7
Garrett Schoenberger	0	1	0
Nick Walsh	8	8	8
Jeremy West	7	10	7
Dennis Wyrick	7	9	1



Sun Devil Baseball 2003

Sun Devil Baseball's Record in 2003 When...

(Through 51 games of 2003 Season)

Overall	42-9
At Packard Stadium	26-7
Playing on the Road	13-2
at Neutral Site	3-0
Day Games	22-4
Night Games	20-5

Scoring 1-4 Runs	3-2
Scoring 5-9 Runs	13-6
Scoring 10-19 Runs	25-0
Scoring 20+ Runs	3-0

Opp. 5 or less runs	37-1
Opp. 6 or more runs	5-8

ASU Scores First	33-2
Opp. Scores First	9-7
Scoring in 1st Inning	22-2

Leading After 6 Innings	38-1
Trailing After 6 Innings	1-6
Tied After 6 Innings	3-2

Leading After 8 Innings	39-0
Trailing After 8 Innings	0-5
Tied After 8 Innings	3-4

Last At-Bat Wins	7
After a Win	34-7
After a Loss	7-2

Collecting 1-3 Hits	0-0
Collecting 4-6 Hits	1-1
Collecting 7-9 Hits	7-2
Collecting 10+ Hits	32-6
Collecting 20+ Hits	4-0

Out-Hitting Opponent	32-5
Out-Hit by Opponent	6-4
Hits are Tied	3-0

ASU is Errorless	18-0
ASU Makes 1 Error	11-6
ASU Makes 2+ Errors	13-3

ASU Starter Gets Decision	23-2
Bullpen Gets Decision	19-7

One-Run Games	3-5
Two-Run Games	6-1
Three-Run Games	1-1

ASU Hits 0 Home Runs	14-4
ASU Hits 1 Home Run	12-2
ASU Hits Multiple HR	16-3

Vs. LHP Starters	9-5
Vs. RHP Starters	33-4

In Extra Innings	2-2
Doubleheaders	6-0

Vs. Non-Conference	32-4
Non-Conference Home	21-3
Non-Conference Away	8-1
Non-Conference Neutral	3-0

Vs. Pac-10 (League Games)	10-5
Pac-10 Home	5-4
Pac-10 Away	5-1

Vs. Ranked Opponents*	8-5
Vs. Top 10 Opponents*	1-2
Vs. Unranked Teams*	34-4

*Top 30 ranking at time played.

VS. PAC-10 SCHOOLS

Arizona	0-0
California	3-0
Oregon State	1-0
Stanford	1-2
UCLA	1-2
USC	2-1
Washington	0-0
Washington State	3-0
Overall vs. Pac-10	11-5

DAYS OF THE WEEK

Monday	2-1
Tuesday	1-0
Wednesday	0-2
Thursday	3-1
Friday	11-3
Saturday	10-1
Sunday	13-1
Midweek Games	6-2
Weekend Games	35-7

MONTHS OF THE YEAR

January	9-1
February	13-0
March	12-5
April	8-3
May	0-0
June	0-0

UNIFORMS/HATS

White Home	18-6
Gray Sleeveless	3-1
Home/Away Maroon	21-2
Black Shoes	6-0
White Shoes	36-9

PITCHING

Sopko Starts	5-1
Averill Starts	9-2
Leaf Starts	1-0
Kartler Starts	1-0
Vaughan Starts	4-1
Liebeck Starts	11-1
Thurmond Starts	8-2
McClellan Starts	3-1
Beatty Starts	0-1

Starter Goes Less Than 5	19-6
Starter Goes 5+	23-3

MISC. HITTING

Larish Records Hit	34-6
Larish Hits HR	13-1
Pedroia Records Hit	40-8
Pedroia Multi-Hit Game	27-4
TV Games	6-2
Radio Games	19-8

Longest Win Streak	19
Longest Losing Streak	2
Last Five Games	4-1
Last 10 Games	8-2
Last 15 Games	10-5
Last 20 Games	13-7
Current Streak	W-4

Largest Winning Margin	25
Largest Losing Margin	6

Vs. Teams .500 or better	17-6
Vs. Teams worse than .500	21-3

LEADING OFF

Pedroia Leads Off	40-6
Walsh Leads Off	2-3
Garrabrants Leads Off	0-0



Sun Devil Baseball 2003

Sun Devil Baseball Team and Player Superlatives

(Through 51 games of 2003 Season)

2003 Arizona State Team Superlatives

TEAM BATTING

Most At-Bats:	51	UCLA (3/18)
Fewest At-Bats:	30 - 2x	BYU (2/8)
Most Runs (Game):	25	WSU (4/27)
Most Runs (Inning):	12 (6th)	WSU (4/25)
Most Runs (1st Inning):	7	UHH (1/19)
Fewest Runs (Game):	2	STAN (3/24)
Most Hits (Game):	24	WSU (4/27)
Fewest Hits (Game):	5	STAN (3/24)
RBI:	23	WSU (4/27)
Doubles:	7	Oklahoma (3/15)
Triples:	2 - 2x	WSU (4/25)
Home Runs:	4 - 2x	WSU (4/27)
Total Bases:	42	WSU (4/27)
Walks:	14	USC (3/28)
Most Strikeouts:	12	Stanford (3/22)
Fewest Strikeouts:	1	UHH (1/19)
Sacrifice Bunts:	2 - 2x	Stanford (3/22)
Sacrifice Flies:	3	UHH (1/19)
Stolen Bases:	5 - 2x	SUU (3/7)
Left on Base:	17 - 2x	UCLA (3/18)
Hit into DP:	5	WSU (4/26)
Hit by Pitches:	4 - 2x	WSU (4/25)

TEAM FIELDING

Most Putouts:	39	UCLA (3/18)
Most Assists:	18	USC (3/30)
Most Errors:	3 - 4x	Stanford (3/23)
DPs Turned:	3	UHH (1/18)

TEAM PITCHING

Most Runs Allowed:	11 - 2x	UNM (4/2)
Fewest Runs Allowed:	0 - 8x	WSU (4/27)
Most Hits Allowed:	14	LBSU (1/31)
Fewest Hits Allowed:	2	UHH (1/19)
Most Strikeouts:	16 - 2x	UCLA (3/18)
Fewest Strikeouts:	0	USC (3/30)
Most Walks:	8	WSU (4/26)
Fewest Walks:	0 - 3x	Grand Canyon (4/7)
Hit-by-Pitches:	4	USC (3/29)
Wild Pitchers:	3	UCLA (3/18)
Balks:	2 - 2x	USC (3/29)
Home Runs Allowed:	2 - 7x	UCLA (4/18)

MISCELLANEOUS

Consecutive Wins:	19	2/1-3/9
Consecutive Losses:	2 - 2x	Current
Home Wins In a Row:	17	1/24-3/9
Road/Neutral Wins In a Row:	6	1/16-1/19
Longest Game:	4:25	UCLA (3/18)
Shortest Game:	2:00	UHH (1/19)
Most Innings:	13	UCLA (3/18)
Fewest Innings:	5.0	UHH (1/19)
Most Pitchers Used:	8	GCU (4/7)
Largest Home Attendance:	4,155	OKLA (3/14)
Largest Road Attendance:	1,334	LBSU (1/31)
Largest Overall Attendance:	324	UHH (1/16)
Largest 3-Game Home Attendance:	STAN	10,899 (3,633 avg.)

2003 Arizona State Player Superlatives

INDIVIDUAL BATTING

At-Bats:	7 - 5x	West (WSU; 4/27)
Runs:	5 - 2x	Walsh (WSU; 4/27)
Hits:	6	Walsh (WSU; 4/27)
RBIs:	9 - 2x	last West (WSU; 4/27)
Doubles:	3 - 3x	last Walsh (WSU; 4/27)
Triples:	1 - 17x	Pedroia (WSU; 4/27)
Home Runs:	3	West (WSU; 4/27)
Grand Slams:	1 - 11x	last West (WSU; 4/27)
Total Bases:	14	West (WSU; 4/27)
Walks:	4 - 2x	last Larish (WSU; 4/27)
Strikeouts:	3 - 4x	Bosch (CAL; 4/13)
Hit By Pitch:	2 - 2x	Buck (WSU; 4/25)
Sacrifice Flies:	2	Allen (UHH; 1/19)
Sacrifice Bunts:	2	Gosewisch (CSUN; 3/9)
Stolen Bases:	2 - 5x	Wyrick (WST; 3/18)
Runners LOB:	7	Wyrick (UHH; 1/17)

INDIVIDUAL FIELDING

Putouts:	15	Gosewisch (Utah; 3/8)
Assists (INF):	6 - 5x	Mesa (WSU; 4/25)
Assists (OF):	1 - 5x	Ethier (Cal; 4/11)
Errors:	2 - 5x	last Bocchi (STAN; 3/23)
Passed Balls:	1 - 7x	last Gosewisch (USC; 3/28)

INDIVIDUAL PITCHING

Innings Pitched:	9.0	Liebeck (LBSU; 2/1)
Runs Allowed:	8	Vaughan (UNM; 4/2)
Walks:	5	Thurmond (Cal; 4/13)
Strikeouts:	10	Vaughan (UCLA; 4/17)
Hits Allowed (S):	9	Thurmond (STAN; 3/24)
Fewest Hits (S):	1 - 3x	McClellan (GCU; 4/7)
Wild Pitches:	2	Schroyer (SDSU; 1/24)
Hit Batters:	4	Averill (USC; 3/29)
Balks:	1 - 11x	Averill/Schroyer (USC; 3/29)

Team Hitting Breakdown

	Record	AVG	AB	R	H	2B	3B	HR	RBI
Home	26-7	.351	1218	358	428	86	12	46	330
Road	13-2	.362	542	147	196	37	4	13	138
Neutral	3-0	.319	94	24	30	4	2	3	24
Jan.	9-1	.388	361	125	140	31	4	15	119
Feb.	13-0	.319	451	130	144	22	3	18	124
March	12-5	.348	604	147	210	52	6	11	133
April	8-3	.365	438	127	160	22	5	18	116
May	0-0	.000	0	0	0	0	0	0	0
June	0-0	.000	0	0	0	0	0	0	0
Day	22-4	.344	927	282	319	60	6	40	263
Night	20-5	.361	927	247	335	67	12	22	229

Team Pitching Breakdown

	Record	ERA	IP	H	R	ER	BB	SO
Home	26-7	3.50	303.0	291	137	118	105	308
Road	13-2	2.82	124.2	112	47	39	58	90
Neutral	3-0	3.00	27.0	26	11	9	10	21
Jan.	9-1	4.28	80.0	75	43	38	34	90
Feb.	13-0	2.54	117.0	107	45	33	41	87
March	12-5	3.69	153.2	161	69	63	51	145
April	8-3	2.77	104.0	86	38	32	47	97
May	0-0	0.00	0.0	0	0	0	0	0
June	0-0	0.00	0.0	0	0	0	0	0
Day	22-4	3.40	227.2	216	99	86	92	180
Night	20-5	3.17	227.0	213	96	80	81	239



Sun Devil Baseball 2003

Games With At Least One Hit

Allen	24 of 37 games
Bocchi	16 of 32 games
Bosch	17 of 37 games
Buck	40 of 50 games
Cadena	2 of 4 games
Ethier	41 of 50 games
Garrabrants	34 of 48 games
Gosewisch	18 of 34 games
Guerrero	21 of 34 games
Larish	40 of 48 games
Mesa	24 of 36 games
Pedroia	48 of 51 games
Walsh	18 of 34 games
West	26 of 43 games
Wyrick	29 of 41 games

*must be an official at-bat to count

Games With An RBI

Allen	18 of 37 games
Bocchi	13 of 33 games
Bosch	13 of 37 games
Buck	27 of 50 games
Cadena	1 of 4 games
Ethier	31 of 50 games
Garrabrants	26 of 48 games
Gosewisch	18 of 34 games
Guerrero	14 of 35 games
Larish	37 of 48 games
Mesa	15 of 36 games
Pedroia	26 of 51 games
Walsh	9 of 35 games
West	24 of 42 games
Wyrick	14 of 41 games

*may reflect walk with an RBI

Extra Base Hits

Pedroia	33
Larish	29
Garrabrants	22
West	19
Buck	18
Guerrero	16
Ethier	16
Bocchi	9
Allen	9
Mesa	8
Walsh	7
Wyrick	7
Bosch	6
Gosewisch	6
Cadena	1

Home Run Breakdown

Total Home Runs	62
Solo Home Runs	15
2-Run Home Runs	21
3-Run Home Runs	15
Grand Slams	11
Back-to-Back	2
First Inning	7
Second Inning	2
Third Inning	9
Fourth Inning	12
Fifth Inning	7
Sixth Inning	8
Seventh Inning	8
Eighth Inning	7
Ninth Inning	1
Tenth or later	2
Pinch-Hit Home Runs	2

Breaking Down the Bullpen:

Pitcher	2003 Season Bullpen Stats						1st Batters		Last Relief App.	IP	H	R	ER	BB	SO
	G	W-L-S	ERA	IP	H	R-ER	RI/S	Retired/Faced							
Arguello	16	2-0-0	5.06	16.0	14	12-9	6/1	10/15	4/26 vs. WSU (w)	0.2	0	0	0	0	2
Averill	4	1-0-0	0.00	9.2	3	1-0	1/0	2/4	4/27 vs. WSU	1.0	0	0	0	1	0
Beatty	7	0-0-0	1.69	5.1	4	1-1	4/2	3/7	3/15 vs. OKLA	0.1	0	0	0	0	0
Bordes	22	1-1-0	3.80	21.1	18	9-9	27/10	13/22	4/27 vs. WSU	1.0	1	0	0	1	2
Bosch	2	0-0-0	0.00	1.0	4	1-0	3/3	0/2	4/7 vs. GCU	0.1	2	0	0	0	0
Kartler	17	0-0-0	8.74	11.1	10	11-11	14/4	10/17	4/27 vs. WSU	1.0	0	0	0	0	1
Leaf	5	0-0-0	0.00	4.2	2	0-0	0/0	5/5	4/7 vs. GCU	0.2	0	0	0	0	0
Liebeck	2	0-0-0	2.08	4.1	3	1-1	2/1	1/2	4/18 vs. UCLA	3.1	3	1	1	0	6
Lopez	12	1-0-0	2.63	13.2	17	4-4	6/3	7/12	4/25 vs. WSU	2.0	3	0	0	0	0
McClellan	16	3-0-0	4.67	27.0	25	14-14	7/5	9/16	4/25 vs. WSU	1.0	0	0	0	0	1
Perrault	2	0-0	0.00	2.0	0	0-0	0/0	1/2	3/28 vs. USC	1.0	0	0	0	1	2
Schroyer	23	4-2-7	1.56	34.2	31	7-6	16/4	17/23	4/26 vs. WSU	2.0	2	2	2	3	3
Sopko	13	1-2-0	4.15	21.2	21	11-10	8/4	8/13	4/19 vs. UCLA	1.0	0	0	0	0	0
Thurmond	3	1-0-0	0.00	5.0	1	0-0	0/0	3/3	2/7 vs. BYU (w)	2.0	0	0	0	0	1
Vaughan	15	4-2-0	4.50	44.0	37	26-22	16/3	13/15	4/17 vs. UCLA (l)	5.1	5	4	4	1	10

RI = Runners Inherited S = Runners Scored

Charting The Bullpen:

Opponent	Date	W-L-S	Pitchers	Inning Entered	IP	H	R-ER	BB	SO
UHH	1/16	W	Bordes/McCl/Lopez/Beatty/Vaughan	3rd	6.2	2	0-0	4	9
UHH - 1	1/17	W/S	Vaughan/Beatty/Schroyer	3rd	7.0	6	3-3	2	13
UHH - 2	1/17	---	Lopez	7th	1.0	0	0-0	0	0
UHH	1/18	---	Bosch	8th	0.2	2	1-0	1	1
UHH - 1	1/19	---	Thurmond	4th	2.0	1	0-0	1	2
UHH - 2	1/10	W	Arguello/McClellan/Bordes/Schroyer	3rd	5.0	5	5-5	5	6
SDSU	1/24	W/S	Kartler/McClellan/Schroyer	5th	4.1	7	3-3	2	7
SDSU	1/25	W	Vaughan/Schroyer	6th	4.0	4	2-2	1	4
SDSU	1/26	---	Thurmond/Kartler/Bordes/Arguello/Lopez/Leaf	5th	4.0	8	9-9	4	8
LBSU	1/31	L	Vaughan/McClellan/Bordes/Arguello/Kartler	4th	5.0	9	11-9	4	2
LBSU	2/2	---	Vaughan/Schroyer	7th	2.1	1	0-0	0	1
BYU	2/6	W	Lopez/McClellan/Vaughan/Schroyer	5th	4.0	5	4-2	5	4
BYU	2/7	W	Thurmond/Leaf/Beatty/McClellana	5th	4.0	2	0-0	2	2
BYU	2/8	W	Vaughan/Lopez/Bordes/Schroyer	3rd	6.2	4	0-0	2	8
GU	2/14	W	Sopko	3rd	7.0	3	0-0	0	5
OKST	2/15	---	Bordes/Lopez/Kartler/Schroyer	6th	4.0	4	2-2	4	2
OSU	2/16	---	Kartler/Lopez/McClellan/Leaf/Arguello	5th	4.0	3	1-1	0	4
GU	2/17	W	Thurmond/Beatty/McClellan	3rd	7.0	9	2-2	3	4
DAY	2/21	---	Averill	8th	2.0	0	1-0	1	1
ND	2/22	---	Bordes/Schroyer	6th	3.1	2	0-0	2	6
ND	2/23	W/S	Sopko/Beatty/Lopez/Schroyer	6th	4.0	9	7-7	0	2
PSU	2/28	W	Averill/Arguello	3rd	6.2	3	0-0	0	7
PSU	3/1	---	Sopko/Beatty/Lopez/Kartler	6th	4.0	2	0-0	3	6
PSU	3/2	S	Vaughan/Bordes/Schroyer	6th	4.0	8	5-5	1	5
CSUN	3/6	---	Lopez/McClellan	7th	3.0	1	0-0	0	4
SUU	3/7	---	Arguello/Leaf	6th	2.0	0	0-0	1	3
UTAH	3/8	W/S	Vaughan/Schroyer	4th	5.1	1	0-0	0	8
CSUN	3/9	---	Bordes/Lopez/Kartler/McClellan	6th	4.0	3	0-0	3	3
OKLA	3/14	L	Vaughan/Bordes/McClellan/Sopko/Schroyer	6th	3.2	3	3-1	4	4
OKLA	3/15	---	Kartler/Sopko/Beatty/Arguello	6th	3.2	2	0-0	0	6
OKLA	3/16	---	Vaughan/Bordes/Arguello	6th	4.0	4	1-1	0	5
Wichita St.	3/18	W	Vaughan/Arguello/Sopko/Schroyer	4th	6.0	5	2-0	3	9
Wichita St.	3/19	---	Sopko/Bordes/Kartler	2nd	8.0	5	2-2	2	6
Stanford	3/22	W	Vaughan/Kartler/Schroyer	4th	7.0	6	4-4	2	9
Stanford	3/23	L	Sopko/McClellan/Perrault/Bordes/Schroyer	2nd	7.0	9	6-6	2	7
Stanford	3/24	L	Kartler/Sopko/Bordes/Arguello	7th	2.1	4	2-2	1	1
USC	3/28	W	Bordes/Arguello/Kartler/Perrault	5th	4.1	1	0-0	4	5
USC	3/29	L	Schroyer/Kartler	7th	2.2	4	1-1	2	0
USC	3/30	W/S	Bordes/McClellan/Kartler/Arguello/Schroyer	5th	4.1	9	4-4	3	0
N. Mexico	4/2	---	Sopko/McClellan/Bordes	4th	5.1	6	3-3	4	7
Grand Canyon	4/7	---	Too many to list (7)	6th	4.0	4	1-1	0	4
California	4/11	---	Sopko	8th	2.0	1	1-0	3	2
California	4/13	W	Vaughan	4th	6.0	3	0-0	2	3
California	4/13	---	Arguello/Bordes/Schroyer	7th	3.0	6	1-1	4	2
UCLA	4/17	L	Vaughan/Schroyer/Bordes	3rd	6.1	5	4-4	2	11
UCLA	4/18	L	Liebeck/Schroyer/Bordes/Arguello	4th	10.0	7	4-4	3	12
UCLA	4/19	---	Kartler/Sopko	8th	2.0	0	0-0	1	1
WSU	4/25	---	McClellan/Lopez	7th	3.0	3	0-0	0	1
WSU	4/26	W	Schroyer/Bordes/Arguello	8th	3.0	2	2-2	5	5
WSU	4/27	---	Averill/Sopko/Kartler/Bordes/McClellan	5th	5.0	2	0-0	2	3

Starters vs. The Bullpen

		W-L	IP	H	R	ER	BB	SO
Starting Pitchers	3.13 ERA	23-2	230.0	234	97	80	72	185
Relief Pitchers	3.45 ERA	19-7-7	224.2	195	98	86	101	234



Sun Devil Baseball 2003

Sun Devil Pitchers -- Career Game-by-Game

Carlos Arguello • LHP • #48

2003	Opp.	S/R	W/L	IP	H	R	ER	BB-SO
1/19	UHH - 2	R	---	1.0	3	4	4	2-0
1/26	SDSU	R	---	0.2	1	1	1	0-1
1/31	@ LBSU	R	---	1.0	2	3	1	0-0
2/16	OSU	R	---	1.0	1	0	0	0-2
2/28	PSU	R	---	1.0	0	0	0	0-1
3/7	SUU	R	---	1.0	0	0	0	0-2
3/15	Oklahoma	R	---	1.0	0	0	0	0-2
3/16	Oklahoma	R	---	2.0	2	0	0	0-2
3/18	Wichita St.	R	---	0.1	0	1	0	1-0
3/24	Stanford	R	---	1.2	0	0	0	0-1
3/28	USC	R	---	2.1	1	0	0	3-2
3/30	USC	R	W	1.0	3	1	1	0-0
4/7	GCU	R	---	0.1	0	0	0	0-1
4/13	Cal - 2	R	---	0.0	0	1	1	1-0
4/18	UCLA	R	---	1.0	1	1	1	1-1
4/26	WSU	R	W	0.2	0	0	0	0-2
Season Totals: 16 2-0 16.0 14 12 9 8-17								

2002	Opp.	S/R	W/L	IP	H	R	ER	BB-SO
2/16	@ FSU	R	---	3.0	1	0	0	1-3
3/22	@ ARIZ	R	---	1.0	1	0	0	0-0
3/28	WASH	R	---	1.1	2	1	1	1-1
3/30	WASH	S	W	3.1	5	2	2	0-1
4/7	@ WSU	R	---	2.0	3	0	0	0-2
4/20	Cal	R	---	3.0	3	0	0	1-2
4/30	NMSU	R	---	1.0	0	0	0	0-2
5/10	@ STAN	R	L	2.0	2	2	2	1-2
5/14	PORT	S	W	4.0	3	0	0	2-3
5/19	USC	R	W	5.0	4	2	1	0-3
5/24	OSU	R	---	2.0	0	0	0	1-2
5/26	OSU	R	---	0.2	5	2	2	0-0
5/31	USD	R	W	2.0	1	0	0	0-1
6/1	USD	S	W	9.0	7	1	1	2-7
Season Totals: 14 5-1 39.1 37 10 9 9-29								

Erik Averill • LHP • #45

2003	Opp.	S/R	W/L	IP	H	R	ER	BB-SO
1/18	@ UHH	S	W	7.1	1	2	0	1-7
1/26	SDSU	S	W	4.0	1	0	0	0-4
2/2	@ LBSU	S	W	6.2	6	2	0	1-1
2/8	BYU	S	---	2.1	6	4	4	1-1
2/17	Gonzaga	S	---	2.0	4	3	3	2-2
2/21	Dayton	R	---	2.0	0	1	0	1-1
2/28	PSU	R	W	5.2	3	0	0	0-6
3/6	CSUN	S	W	6.0	7	2	2	1-5
3/16	Oklahoma	S	W	5.0	3	1	0	2-3
3/22	Stanford	S	---	4.0	7	2	2	0-5
3/29	USC	S	---	6.0	7	5	5	0-3
4/7	GCU	R	---	1.0	0	0	0	0-1
4/11	California	S	W	7.0	10	2	2	3-0
4/17	UCLA	S	---	2.2	6	5	5	0-1
4/27	WSU	R	---	1.0	0	0	0	1-0
Season Totals: 15 7-0 62.2 61 29 23 14-40								

Chris Beatty • LHP • #55

2003	Opp.	S/R	W/L	IP	H	R	ER	BB-SO
1/16	UHH	R	---	1.0	0	0	0	1-2
1/17	UHH - 1	R	---	0.0	2	0	0	0-0
2/7	BYU	R	---	1.0	0	0	0	0-1
2/17	Gonzaga	R	---	2.0	1	0	0	0-1
2/23	ND	R	---	0.0	0	1	1	0-0
3/1	PSU	R	---	1.0	1	0	0	2-2
3/15	Oklahoma	R	---	0.1	0	0	0	0-0
3/19	Wichita St.	S	L	1.0	3	4	4	2-2
Season Totals: 8 0-1 6.1 7 5 5 5-8								

Brett Bordes • LHP • #49

2003	Opp.	S/R	W/L	IP	H	R	ER	BB-SO
1/16	UHH	R	---	1.2	0	0	0	2-2
1/19	UHH - 2	R	---	1.0	1	1	1	1-1
1/26	SDSU	R	---	0.1	1	0	0	1-0
1/31	@ LBSU	R	---	0.1	2	1	1	0-0
2/8	BYU	R	---	1.1	0	0	0	0-3
2/15	Okla. State	R	---	2.0	2	1	1	3-2
2/22	ND	R	---	2.1	1	0	0	2-3
3/2	PSU	R	---	0.2	2	0	0	0-2
3/9	CSUN	R	---	2.0	0	0	0	1-1
3/14	Oklahoma	R	---	1.0	1	0	0	1-1
3/16	Oklahoma	R	---	1.0	1	1	1	0-2
3/19	Wichita St.	R	---	1.0	1	2	2	1-0
3/23	Stanford	R	---	1.0	0	0	0	0-0
3/24	Stanford	R	---	0.1	1	0	0	1-0
3/28	USC	R	W	0.1	0	0	0	0-0
3/30	USC	R	---	0.1	2	1	1	1-0
4/2	N. Mexico	R	---	0.2	1	1	1	2-2
4/13	Cal - 2	R	---	1.0	0	0	0	2-0
4/17	UCLA	R	---	0.2	0	0	0	0-1
4/18	UCLA	R	L	1.0	0	1	1	0-1
4/26	WSU	R	---	0.1	0	0	0	2-0
4/27	WSU	R	---	1.0	1	0	0	1-2
Season Totals: 22 1-1 21.1 18 9 9 21-22								

Ryan Bosch • RHP • #31

2003	Opp.	S/R	W/L	IP	H	R	ER	BB-SO
1/18	UHH	R	---	0.2	2	1	0	1-1
4/7	GCU	R	---	0.1	2	0	0	0-0
Season Totals: 2 0-0 1.0 4 1 0 1-1								

Bryce Kartler • LHP • #27

2003	Opp.	S/R	W/L	IP	H	R	ER	BB-SO
1/19	UHH - 2	S	---	2.0	0	0	0	0-4
1/24	SDSU	R	---	0.0	1	2	2	1-0
1/26	SDSU	R	---	0.2	4	7	7	3-1
1/31	@ LBSU	R	---	1.0	0	0	0	1-2
2/15	Okla. State	R	---	0.1	0	0	0	0-0
2/16	OSU	R	---	0.2	0	0	0	1-1
3/1	PSU	R	---	1.0	0	0	0	1-2
3/9	CSUN	R	---	0.1	0	0	0	1-1
3/15	Oklahoma	R	---	1.1	1	1	1	0-3
3/19	Wichita St.	R	---	2.0	1	0	0	0-4
3/22	Stanford	R	---	0.1	0	0	0	0-0
3/24	Stanford	R	---	0.1	1	0	0	0-0
3/28	USC	R	---	0.2	0	0	0	0-1
3/29	USC	R	---	0.1	1	0	0	0-0
3/30	USC	R	---	0.0	0	0	0	1-0
4/7	GCU	R	---	0.1	1	1	1	0-0
4/19	UCLA	R	---	1.0	0	0	0	1-1
4/27	WSU	R	---	1.0	0	0	0	0-1
Season Totals: 18 0-0 13.1 10 11 11 10-21								

2002	Opp.	S/R	W/L	IP	H	R	ER	BB-SO
2/2	ORU	S	---	5.0	4	4	3	2-6
2/10	TENN	S	W	6.2	2	1	0	6-9
2/17	@ FSU	S	---	6.1	3	3	3	3-6
2/24	CSF	S	---	5.1	5	5	3	2-3
3/3	LMU	S	W	6.1	4	3	2	4-5
3/10	OKST	S	---	5.0	4	2	2	3-6
3/17	OKLA	S	L	5.2	10	3	3	3-6
3/24	@ ARIZ	S	L	4.0	7	8	7	5-5
3/28	WASH	R	L	0.0	1	2	2	0-0
4/6	@ WSU	S	---	3.1	3	5	4	3-2
4/13	@ UCLA	S	L	4.1	3	5	4	2-1
4/19	Cal	R	---	1.0	1	1	1	0-3
4/21	Cal	R	---	3.0	3	1	1	1-1
4/26	@ ND	R	---	0.0	0	1	1	0-0
5/12	@ STAN	R	---	0.1	0	0	0	0-1
5/15	PORT	R	---	1.2	1	0	0	0-2
5/18	USC	R	---	1.0	2	2	2	2-0
5/24	OSU	R	W	2.0	1	1	1	0-0
5/25	OSU	R	W	1.2	1	0	0	1-0
Season Totals: 18 4-4 63.2 55 46 38 37-56								

2001	Opp.	S/R	W/L	IP	H	R	ER	BB-SO
2/1	S. Utah	R	---	0.1	0	0	0	0-1
2/3	S. Utah	R	---	0.1	0	0	0	0-0
2/10	Duke	R	---	0.1	2	1	1	1-0
2/17	Creighton	R	---	0.2	0	0	0	0-0
2/23	@ CSF	R	S	1.0	0	0	0	0-2
3/2	LSU	R	---	1.2	3	2	0	1-3
3/4	LSU	R	---	3.0	4	2	2	0-2
3/10	S. Florida	R	---	3.1	2	0	0	2-4
3/16	@ Cal	R	S	3.0	0	0	0	1-3
3/26	@ OSU	R	---	3.0	5	4	3	2-3
4/1	Stanford	R	---	1.0	4	3	3	0-1
4/7	@ USC	R	---	0.1	0	1	1	1-0
4/9	@ CSF	R	---	2.1	4	4	4	2-1
4/14	WSU	R	---	1.0	2	1	1	1-0
4/19	@ ORU	R	---	2.2	2	2	2	0-1
4/23	Gonzaga	R	S	0.1	1	0	0	0-1
4/29	@ Tenn	S	---	3.0	3	2	2	1-1
5/16	@ Nevada	S	---	3.1	4	2	2	2-3
5/19	UCLA	R	---	0.2	0	0	0	2-1
5/20	UCLA	R	S	2.0	4	3	3	2-4
5/26	Texas Tech	R	---	4.1	6	4	1	1-8
Season Totals: 22 0-0-4 39.0 47 31 25 21-41								

2000	Opp.	S/R	W/L	IP	H	R	ER	BB-SO
3/4	Arizona	R	---	2.0	1	0	0	0-4
3/16	Maine	R	---	1.0	0	0	0	1-2
3/17	Maine	R	---	1.1	3	1	1	1-0
3/26	@ Cal	R	---	1.0	2	0	0	1-0
4/8	Oregon St.	R	---	0.2	1	1	0	0-1
4/21	UCLA	R	---	3.2	2	1	1	2-2
4/25	@ Okla.	R	---	1.1	2	2	2	5-0
4/29	@ USC	R	L	1.1	4	4	4	2-1
5/12	UW	R	S	4.0	7	5	4	2-9
Season Totals: 9 0-1-1 16.1 22 14 12 14-19								

Matt Leaf • RHP • #22

2003	Opp.	S/R	W/L	IP	H	R	ER	BB-SO
1/17	UHH - 1	S	---	2.0	3	2	2	2-0
1/26	SDSU	R	---	1.0	0	0	0	0-2
2/7	BYU	R	---	1.0	1	0	0	0-0
2/16	OSU	R	---	1.0	1	0	0	0-1

Sun Devil Baseball 2003

Sun Devil Pitchers -- Career Game-by-Game

2002	Opp.	S/R	W/L	IP	H	R	ER	BB-SO
2/2	ORU	R	W	4.0	2	0	0	2-6
2/8	TENN	R	W	3.1	2	0	0	1-7
2/10	TENN	R	S	1.0	1	0	0	1-2
2/16	@ FSU	R	---	2.0	2	1	1	0-3
2/17	@ FSU	R	L	1.0	4	3	3	1-0
2/24	CSF	R	L	2.2	3	2	2	1-2
3/2	LMU	S	W	9.0	3	2	1	8-6
3/8	UNLV	S	W	7.0	4	0	0	0-10
3/12	NMSU	R	---	2.1	2	2	2	0-6
3/16	OKLA	S	W	8.0	7	4	4	3-8
3/22	@ ARIZ	S	---	3.2	4	4	4	5-1
3/28	WASH	S	---	6.0	7	4	4	2-3
4/1	@ UNLV	S	---	3.0	4	4	4	3-1
4/7	@ WSU	S	W	7.0	9	4	4	3-8
4/14	@ UCLA	S	W	8.0	4	2	2	6-4
4/21	Cal	S	L	4.0	5	5	2	2-3
4/26	@ ND	S	L	4.1	6	6	5	3-5
5/12	@ STAN	S	L	7.1	6	3	3	4-4
5/18	USC	S	---	6.0	3	2	1	4-5
5/25	OSU	S	---	4.0	8	6	6	1-5
6/2	UH	S	L	3.1	8	5	3	1-2
Season Totals: 31 7-6-1 97.0 94 59 51 51-91								

Josh Perrault • RHP • #38

2003	Opp.	S/R	W/L	IP	H	R	ER	BB-SO
3/23	Stanford	R	---	1.0	0	0	0	0-1
3/28	USC	R	---	1.0	0	0	0	1-2
Season Totals: 2 0-0 2.0 0 0 0 1-3								
2002	Opp.	S/R	W/L	IP	H	R	ER	BB-SO
2/1	S. Utah	R	---	0.1	0	0	0	0-0
2/17	@ FSU	S	---	0.2	0	0	0	0-0
3/24	@ ARIZ	R	---	1.0	2	1	1	0-0
4/1	@ UNLV	R	---	1.1	3	1	1	0-1
4/6	@ WSU	R	---	0.1	3	1	1	1-0
4/19	Cal	R	---	2.0	2	0	0	0-3
4/21	Cal	R	---	2.0	3	1	1	0-1
5/15	PORT	R	---	2.0	5	3	3	1-3
5/18	PORT	R	---	1.0	2	2	2	1-0
Season Totals: 9 0-0 10.1 17 9 8 3-9								

Ryan Schroyer • RHP • #12

2003	Opp.	S/R	W/L	IP	H	R	ER	BB-SO
1/17	@ UHH - 1	R	S	2.1	1	0	0	1-4
1/19	@ UHH - 2	R	---	1.0	0	0	0	0-2
1/24	SDSU	R	S	1.0	1	0	0	0-2
1/25	SDSU	R	W	0.2	1	0	0	0-1
2/2	@ LBSU	R	S	1.0	1	0	0	0-1
2/6	BYU	R	W	0.1	0	0	0	0-0
2/8	BYU	R	W	2.0	1	0	0	1-3
2/15	Okl. State	R	---	1.0	1	0	0	0-0
2/22	ND	R	---	1.0	1	0	0	0-3
2/23	ND	R	S	3.0	3	0	0	0-2
3/2	PSU	R	S	1.1	1	0	0	0-3
3/8	Utah	R	S	1.0	0	0	0	0-3
3/14	Oklahoma	R	---	0.2	0	0	0	0-0
3/18	Wichita St.	R	---	1.0	1	1	0	2-0
3/22	Stanford	R	W	3.0	1	0	0	0-2
3/23	Stanford	R	L	1.0	2	1	1	0-0
3/29	USC	R	L	2.1	3	1	1	2-0
3/30	USC	R	S	1.2	3	1	1	0-0
4/7	GCU	R	---	0.1	0	0	0	0-1
4/13	Cal - 2	R	---	2.0	5	0	0	1-2
4/17	UCLA	R	---	0.1	0	0	0	1-0
4/18	UCLA	R	---	4.2	3	1	1	2-5
4/26	WSU	R	---	2.0	2	2	2	3-3
Season Totals: 23 4-2-7 34.2 31 7 6 13-37								

2002	Opp.	S/R	W/L	IP	H	R	ER	BB-SO
2/1	S. Utah	S	W	6.2	3	0	0	3-11
2/8	Tennessee	S	---	5.2	7	4	3	3-8
2/15	@ FSU	S	L	3.1	8	5	5	5-3
2/22	CSF	S	---	4.0	3	1	1	4-3
3/3	LMU	R	---	1.0	2	1	1	1-3
3/9	SJU	R	---	1.0	0	0	0	0-2
3/10	OKST	R	---	1.0	0	0	0	0-3
3/12	NMSU	R	---	0.2	0	0	0	2-2
3/16	OKLA	R	S	1.0	0	0	0	1-2
3/17	OKLA	R	---	1.1	0	0	0	0-1
3/22	@ ARIZ	R	S	1.0	0	0	0	0-3
3/23	@ ARIZ	R	S	2.0	1	0	0	1-1
3/30	WASH	R	---	2.0	1	0	0	1-4
4/1	@ UNLV	R	---	0.2	0	1	0	1-0
4/6	@ WSU	R	W	3.0	3	0	0	0-3
4/12	@ UCLA	R	W	4.0	1	0	0	3-5
4/20	Cal	R	W	3.0	2	1	1	2-3
4/24	@ OKLA	R	S	1.0	0	0	0	0-1
5/11	@ STAN	R	S	4.0	7	2	2	4-3
5/15	PORT	R	---	1.0	1	0	0	1-2
5/17	USC	R	S	2.0	1	1	1	0-2
5/24	OSU	R	---	1.0	0	0	0	0-1
5/26	OSU	R	S	3.1	3	0	0	0-3
5/31	USD	R	S	2.0	1	0	0	1-4
6/2	UH	R	---	5.0	6	2	2	2-2
Season Totals: 25 4-1-8 60.2 50 18 16 35-75								

2001	Opp.	S/R	W/L	IP	H	R	ER	BB-SO
2/3	S. Utah	S	W	4.2	5	0	0	0-9
2/10	Duke	S	W	5.0	1	0	0	4-5
2/17	St. Mary's	S	L	3.1	4	4	4	1-4
3/3	LSU	R	---	0.2	1	2	2	1-0
3/10	S. Florida	R	---	1.0	0	0	0	0-2
3/11	S. Florida	R	---	1.0	0	0	0	1-0
3/18	@ Cal	R	---	0.2	2	3	3	2-1
3/26	@ OSU	R	---	0.1	2	2	2	0-1
4/1	Stanford	S	---	3.1	2	1	1	3-3
4/6	@ USC	S	L	2.1	6	6	6	2-1
4/14	WSU	S	---	2.0	1	2	2	2-3
4/19	@ ORU	S	---	3.0	2	0	0	5-0
5/26	@ Fullerton	R	---	1.0	2	3	3	1-0
Season Totals: 13 2-2 28.1 28 23 23 22-29								

Mark Sopko • RHP • #41

2003	Opp.	S/R	W/L	IP	H	R	ER	BB-SO
1/16	UHH	S	---	2.1	2	0	0	2-4
1/19	UHH	S	W	3.0	1	0	0	0-2
1/24	SDSU	S	---	4.2	6	2	2	1-4
1/31	LBSU	S	---	3.0	5	0	0	0-2
2/6	BYU	S	---	4.0	4	1	1	1-2
2/14	Gonzaga	R	W	7.0	3	0	0	0-5
2/23	ND	R	---	0.0	4	4	4	0-0
3/1	PSU	R	---	1.0	0	0	0	0-2
3/7	SUU	S	W	5.0	5	0	0	1-4
3/14	Oklahoma	R	L	0.2	1	1	1	0-0
3/15	Oklahoma	R	---	1.0	1	0	0	0-1
3/18	Wichita St.	R	---	0.2	1	0	0	0-2
3/19	Wichita St.	R	---	5.0	3	0	0	1-2
3/23	Stanford	R	---	2.0	3	2	2	1-3
3/24	Stanford	R	L	0.0	2	2	2	0-0
4/2	N. Mexico	R	---	0.1	2	1	1	0-0
4/11	California	R	---	2.0	1	1	0	3-2
4/19	UCLA	R	---	1.0	0	0	0	0-0
4/27	WSU	R	---	1.0	0	0	0	0-0
Season Totals: 19 3-2 43.2 44 14 13 10-35								

2002	Opp.	S/R	W/L	IP	H	R	ER	BB-SO
1/31	OSU	R	---	1.0	0	0	0	0-1
2/3	S. Utah	R	---	0.2	0	0	0	0-0
2/10	TENN	R	---	1.1	3	3	2	1-1
2/15	@ FSU	R	---	1.2	1	1	1	1-1
2/22	CSF	R	---	1.2	1	0	0	0-1
3/3	LMU	R	---	0.2	0	0	0	0-0
3/5	NMSU	R	S	2.0	2	1	1	1-1
3/9	SJU	R	---	1.0	1	0	0	0-1
3/12	NMSU	R	L	0.0	1	1	1	1-0
3/17	OKLA	R	---	2.0	3	4	4	3-3
3/22	@ ARIZ	R	W	2.0	1	0	0	1-1
3/28	WASH	R	---	0.0	2	3	3	1-0
3/30	WASH	R	---	2.2	2	2	2	1-1
4/5	@ WSU	R	---	2.0	3	1	1	0-0
4/14	@ UCLA	R	---	1.0	1	0	0	0-0
4/20	Cal	R	---	1.0	0	0	0	1-2
4/21	Cal	R	---	0.1	0	0	0	0-1
4/24	@ OKLA	R	W	2.2	1	0	0	2-0
4/26	@ ND	R	---	3.2	3	2	1	2-2
5/10	@ STAN	R	---	1.0	1	0	0	0-1
5/12	@ STAN	R	---	0.1	0	0	0	0-1
5/18	USC	R	L	1.0	1	3	3	1-2
5/25	OSU	R	---	0.2	0	0	0	0-2
5/31	USD	R	---	2.0	1	0	0	0-0
6/2	UH	R	---	0.2	2	1	1	0-1
Season Totals: 25 2-2-1 33.0 30 22 20 16-23								

Ben Thurmond • RHP • #40

2003	Opp.	S/R	W/L	IP	H	R	ER	BB-SO
1/19	UHH	R	---	2.0	1	0	0	1-2
1/26	SDSU	R	---	1.0	0	0	0	0-2
2/7	BYU	R	W	2.0	0	0	0	0-1
2/14	Gonzaga	S	---	2.0	5	4	2	0-1
2/17	Gonzaga	R	W	3.0	4	0	0	0-2
2/23	ND	S	---	5.0	4	1	1	0-4
3/2	PSU	S	W	5.0	3	2	1	1-3
3/8	Utah	S	---	3.2	6	4	4	2-8
3/14	Oklahoma	S	---	5.1	6	3	3	0-6
3/24	Stanford	S	---	6.2	9	2	2	0-5
3/30	USC	S	---	4.2	3	1	1	3-0
4/13	Cal - 1	S	---	3.0	2	0	0	5-3
4/19	UCLA	S	W	7.0	5	1	1	2-7
4/27	WSU	S	W	4.0	1	0	0	2-4
Season Totals: 14 5-0 54.1 49 18 15 16-48								

Beau Vaughan • RHP • #26

2003	Opp.	S/R	W/L	IP	H	R	ER	BB-SO	
1/16	UHH	R	---	1.0	0	0	0	0-3	
1/17	UHH - 1	R	W	4.2	3	3	3	1-9	
1/25	SDSU	R	---	3.1	3	2	2	1-3	
1/31	@ LBSU	R	L	1.2	3	4	4	1-1	
2/2	@ LBSU	R	---	1.1	0	0	0	0-0	
2/6	BYU	R	---	2.2	3	2	0	2-1	
2/8	BYU	R	---	1.2	1	0	0	0-2	
2/15	Okla. State	S	W	5.0	5	1	1	2-8	
2/22	ND	S	W	5.2	4	3	1	4-6	
3/2	PSU	R	---	2.0	5	5	5	1-0	
3/8	Utah	R	W	4.1	1	0	0	0-5	
3/14	Oklahoma	R	---	1.1	1	2	0	1-3	
3/16	Oklahoma	R	---	1.0	1	0	0	0-1	
3/18	Wichita St.	R	W	4.0	3	0	0	0-7	
3/22	Stanford	R	---	3.2	5	4	4	2-7	
3/28	USC	S	---	4.2	8	4	4	1-3	
4/2	N. Mexico	S	L	3.2	6	8	5	1-3	
4/13	Cal - 1	R	W	6.0	3	0	0	2-3	
4/17	UCLA	R	L	5.1	5	4	4	1-10	
4/25	WSU	S	W	6.0	3	0	0	2-8	
Season Totals:			20	7-3	69.0	63	42	33	22-83

Sun Devil Baseball 2003

Sun Devil Miscellaneous Hitting Statistics

Stats By Position			Stats By Order			Record By Margin				Big Innings	
Pos.	HR	RBI	Pos.	HR	RBI	No.	Total	H	A	Runs	No.
C	3	48	1	3	39	1R	3-5	3-4	0-1	2	46
1B	17	90	2	4	56	2R	6-1	4-1	2-0	3	28
2B	5	47	3	10	73	3R	1-1	0-1	1-0	4	23
3B	3	46	4	10	56	4R	3-1	1-1	2-0	5	11
SS	3	43	5	16	73	5R	2-0	0-0	2-0	6	7
LF	5	44	6	3	47	6R	2-1	1-0	1-1	7	5
CF	8	50	7	6	55	7R	3-0	2-0	1-0	8	2
RF	4	46	8	4	50	8R	4-0	3-0	1-0	9	2
DH	12	56	9	6	43	9R	3-0	1-0	2-0	10+	2
PH	2	19	Tot.	62	492	10+R	15-0	15-0	4-0	Tot.	124
Tot.	62	492				Tot.	42-9	26-7	16-2		

A includes neutral

How the Sun Devils Have Scored:

0-Out Runs	1-Out Runs	2-Out Runs	Total Runs	Two-Out RBI
117	195	215	529	180

Home Runs By ASU (62)

Player	Date	Opp.	Pitcher	Runners
Bocchi	1/16	UHH	Shimabuku	3-Run HR
West	1/17	UHH (1)	Zimmerman	Solo HR
Wyrick	1/17	UHH (2)	Vernon	2-Run HR
Larish	1/18	UHH	Lockett	2-Run HR
Ethier	1/18	UHH	Lockett	2-Run HR
West	1/18	UHH	Usui	Solo HR
Bosch	1/18	UHH	Daugherty	Grand Slam
Larish	1/19	UHH (1)	Inaba	3-Run HR
Allen	1/19	UHH (2)	Ebbs	3-Run HR
Pedroia	1/24	SDSU	Pace	2-Run HR
West	1/25	SDSU	Carque	Solo HR
Larish	1/25	SDSU	Hartshorn	Solo HR
Larish	1/26	SDSU	Lindsey	2-Run HR
Garrabrants	1/26	SDSU	Lindsey	Grand Slam
Larish	1/26	SDSU	Coon	Grand Slam
Buck	2/6	BYU	Mousser	Solo HR
Garrabrants	2/6	BYU	Mousser	2-Run HR
West	2/7	BYU	Bergeron	Solo HR
Larish	2/7	BYU	Garcia	Solo HR
Mesa	2/7	BYU	Garcia	2-Run HR
Bocchi	2/8	BYU	Gravley	3-Run HR
Larish	2/8	BYU	Gravley	Solo HR
Garrabrants	2/16	OSU	Koller	3-Run HR
Pedroia	2/16	OSU	Koller	Solo HR
Allen	2/16	OSU	Koller	3-Run HR
Garrabrants	2/17	GU	White	Grand Slam
Allen	2/17	GU	White	2-Run HR
Larish	2/22	ND	Ogilvie	Grand Slam
West	2/22	ND	Vergara	2-Run HR
West	2/22	ND	Vergara	Grand Slam
West	2/23	ND	Gagne	2-Run HR
Larish	2/28	PSU	Stidfole	Grand Slam
Guerrero	2/28	PSU	Wingard	3-Run HR
Bosch	3/1	PSU	Cline	2-Run HR
Larish	3/2	PSU	Farrell	3-Run HR
Buck	3/7	SUU	Bunker	Grand Slam
West	3/9	CSUN	Jean	2-Run HR
Larish	3/9	CSUN	Hochgesang	3-Run HR
West	3/14	OKLA	Roberts	2-Run HR
Allen	3/14	OKLA	Roberts	2-Run HR
Garrabrants	3/23	STAN	McCally	2-Run HR
Ethier	3/23	STAN	O'Hagan	3-Run HR
Larish	3/30	USC	Olsen	Solo HR
Guerrero	3/30	USC	Olsen	Solo HR
Larish	4/2	UNM	Smith	2-Run HR
Pedroia	4/2	UNM	Smith	Solo HR
Garrabrants	4/7	GCU	Michael	3-Run HR
Bosch	4/11	Cal	Brown	2-Run HR
Allen	4/11	Cal	Swick	Grand Slam
Gosewisch	4/17	UCLA	Kunes	2-Run HR
Ethier	4/18	UCLA	Silva	Solo HR
Ethier	4/19	UCLA	Janssen	3-Run HR
Buck	4/19	UCLA	Janssen	2-Run HR
Larish	4/19	UCLA	Milttenberger	Grand Slam
West	4/25	WSU	MacKenzie	Solo HR
Larish	4/25	WSU	Svendsen	3-Run HR
Bosch	4/25	WSU	Svendsen	Solo HR
West	4/26	WSU	Alwert	2-Run HR
West	4/27	WSU	Banaszak	2-Run HR
Ethier	4/27	WSU	Kenyon	3-Run HR
West	4/27	WSU	Kenyon	Grand Slam
West	4/27	WSU	Freeman	3-Run HR

Home Runs By Opponents (30)

Player	Date	Team	Pitcher	Runners
Stephens	1/26	SDSU	Arguello	Solo HR
Itri	2/6	BYU	Sopko	Solo HR
Itri	2/7	BYU	Liebeck	Solo HR
Jacobsen	2/7	BYU	Liebeck	2-Run HR
Andres	2/22	ND	Vaughan	Solo HR
Rizzo	2/23	ND	Thurmond	Solo HR
Macri	2/23	ND	Lopez	2-Run HR
Harter	3/1	PSU	McClellan	Solo HR
Harter	3/2	PSU	Vaughan	2-Run HR
Simpson	3/6	CSUN	Averill	Solo HR
Jordanson	3/8	Utah	Thurmond	2-Run HR
Wyman	3/14	OKLA	Thurmond	Solo HR
Yaconetti	3/14	OKLA	Thurmond	2-Run HR
Yaconetti	3/15	OKLA	Kartler	Solo HR
Wyman	3/16	OKLA	Bordes	Solo HR
Moffitt	3/19	WST	Bordes	2-Run HR
Moon	3/29	USC	Averill	Solo HR
S. Gordon	3/29	USC	Averill	2-Run HR
Lunetta	3/30	USC	McClellan	Solo HR
Bonovich	3/30	USC	Arguello	Solo HR
Salas	4/2	UNM	Vaughan	2-Run HR
Kaats	4/7	GCU	McClellan	Solo HR
Conley	4/11	Cal	Averill	Solo HR
Whisler	4/17	UCLA	Averill	2-Run HR
McCarthy	4/17	UCLA	Vaughan	2-Run HR
Griffin	4/18	UCLA	McClellan	2-Run HR
Susdorf	4/18	UCLA	Schroyer	Solo HR
Griffin	4/19	UCLA	Thurmond	Solo HR
Jacobsen	4/26	WSU	Liebeck	Solo HR

Series Pitching Breakdown:

	W-L	ERA	IP	H	R	ER	BB	S.O.
Hawai'i-Hilo	6-0	2.40	45.0	30	15	12	21	55
SDSU	3-0	5.67	27.0	31	17	17	9	29
LBSU	2-1	3.12	26.0	24	13	9	6	10
BYU	3-0	3.33	27.0	28	15	10	14	23
Tourney-1	3-0	3.00	27.0	26	11	9	10	21
DAY/ND	3-0	3.00	27.0	24	12	9	9	25
PSU	3-0	2.33	27.0	25	8	7	8	27
Tourney-2	4-0	2.12	34.0	28	8	8	9	39
Oklahoma	2-1	2.67	27.0	27	11	8	7	28
Wichita St.	1-1	3.00	18.0	16	8	6	10	21
STAN	1-2	5.70	30.0	39	19	19	5	27
USC	2-1	5.06	26.2	31	15	15	13	11
CAL	3-0	1.00	27.0	26	4	3	18	14
UCLA	1-2	4.94	31.0	29	18	17	10	36
WSU	3-0	0.96	28.0	14	3	3	14	26
OSU								
WASH								
ARIZ								

Series Batting Breakdown:

	AVG	AB	R	H	RBI	2B-3B-HR	BB-SO
Hawai'i-Hilo	.439	221	85	97	82	23-4-9	33-19
SDSU	.298	104	35	31	33	7-0-6	24-11
LBSU	.245	102	12	25	11	3-0-0	10-26
BYU	.343	108	29	37	28	5-0-7	22-18
Tourney-1	.319	94	24	30	24	4-2-3	22-19
DAY/ND	.336	110	40	37	37	5-0-4	30-10
PSU	.380	100	36	38	30	10-2-4	26-7
Tourney-2	.420	143	47	60	44	19-2-3	15-19
Oklahoma	.340	106	25	36	23	13-0-2	15-16
Wichita St.	.318	66	12	21	10	4-1-0	10-10
STAN	.265	113	17	30	17	6-2-2	10-23
USC	.363	113	23	41	20	5-0-2	26-21
CAL	.311	106	27	33	25	6-0-2	14-20
UCLA	.364	132	32	48	27	8-1-5	17-19
WSU	.437	126	51	55	49	6-4-8	49-11
OSU							
WASH							
ARIZ							

Pinch-Hitting Statistics:

Player	AB	AVG	H	2B	3B	HR	RBI
Larish	1	1.000	1	0	0	0	0
Buck	1	1.000	1	0	0	0	1
Allen	7	.571	4	1	0	1	4
Garrabrants	4	.500	2	1	0	1	4
Mesa	2	.500	1	0	0	0	2
Wyrick	10	.400	4	0	0	0	0
Walsh	20	.350	7	1	0	0	4
Guerrero	20	.300	6	0	1	0	5
Bosch	4	.250	1	0	0	0	0
Bocchi	6	.167	1	0	0	0	0
Kartler	7	.000	0	0	0	0	0
Schoenberger	2	.000	0	0	0	0	0
West	3	.000	0	0	0	0	0
Cadena	2	.000	0	0	0	0	1
Team Totals:	91	.308	28	3	1	2	20



Sun Devil Baseball 2003

Starting Lineups By Batting Order

Date	Opponent	No. (Time)	Record	1	2	3	4	5	6	7	8	9
1/16	Hawaii-Hilo	1 (1)	1-0	Pedroia	Buck	Larish	Allen	Ethier	West	Mesa	Bocchi	Garrabrants
1/17	Hawaii-Hilo	1 (2)	2-0	Pedroia	Buck	Larish	Allen	Ethier	West	Mesa	Bocchi	Garrabrants
1/17	Hawaii-Hilo	2 (1)	1-0	Pedroia	Buck	Ethier	West	Larish	Allen	Bocchi	Wyrick	Walsh
1/18	Hawaii-Hilo	3 (1)	1-0	Pedroia	Buck	Ethier	West	Larish	Mesa	Allen	Gosewisch	Garrabrants
1/19	Hawaii-Hilo	4 (1)	1-0	Pedroia	Buck	Ethier	West	Larish	Wyrick	Bosch	Gosewisch	Walsh
1/19	Hawaii-Hilo	5 (1)	1-0	Pedroia	Buck	Ethier	West	Larish	Guerrero	Allen	Bocchi	Walsh
1/24	SDSU	6 (1)	1-0	Pedroia	Buck	Ethier	West	Larish	Allen	Mesa	Bocchi	Garrabrants
1/25	SDSU	7 (1)	1-0	Pedroia	Buck	Ethier	West	Larish	Allen	Wyrick	Gosewisch	Garrabrants
1/26	SDSU	8 (1)	1-0	Pedroia	Buck	Ethier	West	Larish	Mesa	Allen	Bocchi	Garrabrants
1/31	LBSU	9 (1)	0-1	Walsh	Pedroia	Ethier	Larish	Allen	Buck	Wyrick	Bocchi	Garrabrants
2/1	LBSU	10 (1)	1-0	Pedroia	Buck	Ethier	Larish	Bosch	Mesa	Allen	Bocchi	Garrabrants
2/2	LBSU	11 (1)	1-0	Pedroia	Buck	Larish	Ethier	West	Bosch	Wyrick	Gosewisch	Garrabrants
2/6	BYU	12 (1)	1-0	Pedroia	Buck	Larish	Ethier	Allen	Wyrick	Bosch	Gosewisch	Garrabrants
2/7	BYU	13 (1)	1-0	Pedroia	Buck	Larish	Ethier	West	Mesa	Bosch	Bocchi	Garrabrants
2/8	BYU	14 (1)	1-0	Pedroia	Buck	Larish	Ethier	West	Guerrero	Bosch	Bocchi	Garrabrants
2/14	Gonzaga	15 (1)	1-0	Pedroia	Buck	Larish	Ethier	West	Wyrick	Bosch	Gosewisch	Garrabrants
2/15	OK State	16 (1)	1-0	Pedroia	Buck	Larish	Ethier	West	Mesa	Allen	Bocchi	Garrabrants
2/16	OSU	17 (1)	1-0	Pedroia	Wyrick	Larish	Ethier	Garrabrants	Allen	Guerrero	Bocchi	Bosch
2/17	Gonzaga	18 (1)	1-0	Pedroia	Buck	Larish	Ethier	Garrabrants	Mesa	Allen	Gosewisch	Bosch
2/21	Dayton	19 (1)	1-0	Pedroia	Buck	Larish	Ethier	Garrabrants	Mesa	Allen	Bocchi	Bosch
2/22	Notre Dame	20 (1)	1-0	Pedroia	Buck	Larish	Ethier	Garrabrants	Mesa	West	Bocchi	Bosch
2/23	Notre Dame	21 (1)	1-0	Pedroia	Buck	Larish	West	Ethier	Mesa	Garrabrants	Gosewisch	Bosch
2/28	Penn State	22 (1)	1-0	Pedroia	Buck	Larish	West	Ethier	Garrabrants	Mesa	Bocchi	Bosch
3/1	Penn State	23 (1)	1-0	Pedroia	Buck	Larish	West	Ethier	Garrabrants	Mesa	Gosewisch	Bosch
3/2	Penn State	22 (2)	2-0	Pedroia	Buck	Larish	West	Ethier	Garrabrants	Mesa	Bocchi	Bosch
3/6	Northridge	24 (1)	1-0	Pedroia	Buck	Larish	West	Ethier	Mesa	Garrabrants	Bocchi	Bosch
3/7	S. Utah	25 (1)	1-0	Pedroia	Buck	Larish	West	Ethier	Mesa	Garrabrants	Bocchi	Allen
3/8	Utah	21 (2)	2-0	Pedroia	Buck	Larish	West	Ethier	Mesa	Garrabrants	Gosewisch	Bosch
3/9	Northridge	26 (1)	1-0	Pedroia	Ethier	Larish	West	Garrabrants	Wyrick	Buck	Gosewisch	Bosch
3/14	Oklahoma	25 (2)	1-1	Pedroia	Buck	Larish	West	Ethier	Mesa	Garrabrants	Bocchi	Allen
3/15	Oklahoma	27 (1)	1-0	Pedroia	Wyrick	Guerrero	West	Garrabrants	Allen	Buck	Bosch	Gosewisch
3/16	Oklahoma	28 (1)	1-0	Pedroia	Wyrick	Guerrero	West	Allen	Garrabrants	Ethier	Gosewisch	Bosch
3/18	Wichita St.	29 (1)	1-0	Pedroia	Wyrick	Guerrero	West	Ethier	Garrabrants	Buck	Gosewisch	Allen
3/19	Wichita St.	30 (1)	1-0	Pedroia	Buck	Guerrero	West	Wyrick	Ethier	Garrabrants	Bocchi	Allen
3/22	Stanford	31 (1)	1-0	Pedroia	Buck	Larish	West	Ethier	Wyrick	Garrabrants	Allen	Gosewisch
3/23	Stanford	32 (1)	0-1	Pedroia	Buck	Larish	West	Mesa	Wyrick	Ethier	Allen	Bocchi
3/24	Stanford	33 (1)	0-1	Pedroia	Wyrick	Larish	Garrabrants	Ethier	Guerrero	Buck	Allen	Gosewisch
3/28	USC	34 (1)	1-0	Pedroia	Wyrick	Larish	Ethier	Allen	Mesa	Buck	Bosch	Gosewisch
3/29	USC	35 (1)	0-1	Pedroia	Wyrick	Larish	Ethier	West	Buck	Garrabrants	Gosewisch	Bosch
3/30	USC	36 (1)	1-0	Pedroia	Buck	Wyrick	Larish	Guerrero	Ethier	Garrabrants	Allen	Gosewisch
4/2	UNM	37 (1)	0-1	Pedroia	Buck	Larish	Ethier	Mesa	Wyrick	Kartler	West	Walsh
4/7	GCU	38 (1)	1-0	Pedroia	Buck	Larish	West	Ethier	Wyrick	Allen	Gosewisch	Garrabrants
4/11	California	39 (1)	1-0	Pedroia	Buck	Larish	West	Ethier	Wyrick	Garrabrants	Gosewisch	Bosch
4/13	California	40 (1)	1-0	Walsh	Buck	Pedroia	Larish	Wyrick	Ethier	Garrabrants	Gosewisch	Bosch
4/13	California	41 (1)	1-0	Walsh	Buck	Pedroia	Larish	Ethier	Garrabrants	Wyrick	Bocchi	Bosch
4/17	UCLA	42 (1)	0-1	Walsh	Buck	Pedroia	Larish	Ethier	Wyrick	Garrabrants	Gosewisch	Bosch
4/18	UCLA	43 (1)	0-1	Walsh	Buck	Pedroia	Larish	Ethier	Guerrero	Wyrick	Garrabrants	Gosewisch
4/19	UCLA	44 (1)	1-0	Pedroia	Walsh	Larish	Ethier	West	Mesa	Buck	Guerrero	Gosewisch
4/25	WSU	45 (1)	1-0	Pedroia	Walsh	Ethier	Larish	West	Buck	Mesa	Garrabrants	Gosewisch
4/26	WSU	45 (2)	2-0	Pedroia	Walsh	Ethier	Larish	West	Buck	Mesa	Garrabrants	Gosewisch
4/27	WSU	46 (1)	1-0	Pedroia	Walsh	Ethier	Larish	West	Buck	Allen	Garrabrants	Gosewisch

Total Number of Different Batting Lineups: 46

Most Common Lineup by Batting Order: #1, #21, #22, #25 and #45 (2 times)



Sun Devil Baseball 2003

Starting Lineups By Position

<u>Date</u>	<u>Opponent</u>	<u>No. (Time)</u>	<u>Record</u>	<u>1B</u>	<u>2B</u>	<u>SS</u>	<u>3B</u>	<u>LF</u>	<u>CF</u>	<u>RF</u>	<u>C</u>	<u>DH</u>
1/16	Hawaii-Hilo	1 (1)	1-0	Larish	Garrabrants	Pedroia	Mesa	Buck	Allen	Ethier	Bocchi	West
1/17	Hawaii-Hilo	1 (2)	2-0	Larish	Garrabrants	Pedroia	Mesa	Buck	Allen	Ethier	Bocchi	West
1/17	Hawaii-Hilo	2 (1)	1-0	Larish	Walsh	Pedroia	Wyrick	Buck	Allen	Ethier	Bocchi	West
1/18	Hawaii-Hilo	3 (1)	1-0	Larish	Garrabrants	Pedroia	Mesa	Buck	Allen	Ethier	Gosewisch	West
1/19	Hawaii-Hilo	4 (1)	1-0	Larish	Walsh	Pedroia	Wyrick	Buck	Bosch	Ethier	Gosewisch	West
1/19	Hawaii-Hilo	5 (1)	1-0	Guerrero	Walsh	Pedroia	Larish	Buck	Allen	Ethier	Bocchi	West
1/24	SDSU	1 (3)	3-0	Larish	Garrabrants	Pedroia	Mesa	Buck	Allen	Ethier	Bocchi	West
1/25	SDSU	6 (1)	1-0	Larish	Garrabrants	Pedroia	Wyrick	Buck	Allen	Ethier	Gosewisch	West
1/26	SDSU	1 (4)	4-0	Larish	Garrabrants	Pedroia	Mesa	Buck	Allen	Ethier	Bocchi	West
1/31	LBSU	7 (1)	0-1	Larish	Garrabrants	Pedroia	Wyrick	Buck	Allen	Ethier	Bocchi	Walsh
2/1	LBSU	8 (1)	1-0	Larish	Garrabrants	Pedroia	Mesa	Buck	Bosch	Ethier	Bocchi	Allen
2/2	LBSU	4 (2)	2-0	Larish	Garrabrants	Pedroia	Wyrick	Buck	Bosch	Ethier	Gosewisch	West
2/6	BYU	9 (1)	1-0	Larish	Garrabrants	Pedroia	Wyrick	Buck	Bosch	Ethier	Gosewisch	Allen
2/7	BYU	10 (1)	1-0	Larish	Garrabrants	Pedroia	Mesa	Buck	Bosch	Ethier	Bocchi	West
2/8	BYU	11 (1)	1-0	Guerrero	Garrabrants	Pedroia	Larish	Buck	Bosch	Ethier	Bocchi	West
2/14	Gonzaga	4 (3)	3-0	Larish	Garrabrants	Pedroia	Wyrick	Buck	Bosch	Ethier	Gosewisch	West
2/15	OK State	12 (1)	1-0	Larish	Garrabrants	Pedroia	Mesa	Allen	Ethier	Buck	Bocchi	West
2/16	OSU	13 (1)	1-0	Larish	Garrabrants	Pedroia	Wyrick	Allen	Bosch	Ethier	Bocchi	Guerrero
2/17	Gonzaga	14 (1)	1-0	Larish	Garrabrants	Pedroia	Mesa	Allen	Bosch	Ethier	Gosewisch	Buck
2/21	Dayton	8 (2)	2-0	Larish	Garrabrants	Pedroia	Mesa	Buck	Bosch	Ethier	Bocchi	Allen
2/22	Notre Dame	10 (2)	2-0	Larish	Garrabrants	Pedroia	Mesa	Buck	Bosch	Ethier	Bocchi	West
2/23	Notre Dame	15 (1)	1-0	Larish	Garrabrants	Pedroia	Mesa	Buck	Bosch	Ethier	Gosewisch	West
2/28	Penn State	10 (3)	3-0	Larish	Garrabrants	Pedroia	Mesa	Buck	Bosch	Ethier	Bocchi	West
3/1	Penn State	15 (2)	2-0	Larish	Garrabrants	Pedroia	Mesa	Buck	Bosch	Ethier	Gosewisch	West
3/2	Penn State	10 (4)	4-0	Larish	Garrabrants	Pedroia	Mesa	Buck	Bosch	Ethier	Bocchi	West
3/6	Northridge	10 (5)	5-0	Larish	Garrabrants	Pedroia	Mesa	Buck	Bosch	Ethier	Bocchi	West
3/7	S. Utah	12 (2)	2-0	Larish	Garrabrants	Pedroia	Mesa	Allen	Ethier	Buck	Bocchi	West
3/8	Utah	15 (3)	3-0	Larish	Garrabrants	Pedroia	Mesa	Buck	Bosch	Ethier	Gosewisch	West
3/9	Northridge	4 (4)	4-0	Larish	Garrabrants	Pedroia	Wyrick	Buck	Bosch	Ethier	Gosewisch	West
3/14	Oklahoma	12 (3)	2-1	Larish	Garrabrants	Pedroia	Mesa	Allen	Ethier	Buck	Bocchi	West
3/15	Oklahoma	16 (1)	1-0	Guerrero	Garrabrants	Pedroia	Wyrick	Allen	Bosch	Buck	Gosewisch	West
3/16	Oklahoma	17 (1)	1-0	Guerrero	Garrabrants	Pedroia	Wyrick	Allen	Bosch	Ethier	Gosewisch	West
3/18	Wichita St.	16 (2)	2-0	Guerrero	Garrabrants	Pedroia	Wyrick	Allen	Ethier	Buck	Gosewisch	West
3/19	Wichita St.	18 (1)	0-1	Guerrero	Garrabrants	Pedroia	Wyrick	Allen	Ethier	Buck	Bocchi	West
3/22	Stanford	19 (1)	1-0	Larish	Garrabrants	Pedroia	Wyrick	Allen	Ethier	Buck	Gosewisch	West
3/23	Stanford	20 (1)	0-1	Larish	Mesa	Pedroia	Wyrick	Allen	Ethier	Buck	Bocchi	West
3/24	Stanford	21 (1)	0-1	Larish	Garrabrants	Pedroia	Wyrick	Allen	Ethier	Buck	Bocchi	Guerrero
3/28	USC	22 (1)	1-0	Larish	Mesa	Pedroia	Wyrick	Buck	Bosch	Ethier	Gosewisch	Allen
3/29	USC	4 (5)	4-1	Larish	Garrabrants	Pedroia	Wyrick	Buck	Bosch	Ethier	Gosewisch	West
3/30	USC	23 (1)	1-0	Larish	Garrabrants	Pedroia	Wyrick	Allen	Ethier	Buck	Gosewisch	Guerrero
4/2	UNM	24 (1)	0-1	Larish	Mesa	Pedroia	Wyrick	Buck	Kartler	Ethier	West	Walsh
4/7	GCU	19 (2)	2-0	Larish	Garrabrants	Pedroia	Wyrick	Allen	Ethier	Buck	Gosewisch	West
4/11	California	4 (6)	5-1	Larish	Garrabrants	Pedroia	Wyrick	Buck	Bosch	Ethier	Gosewisch	West
4/13	California	25 (1)	1-0	Larish	Garrabrants	Pedroia	Wyrick	Buck	Bosch	Ethier	Gosewisch	Walsh
4/13	California	26 (1)	2-0	Larish	Garrabrants	Pedroia	Wyrick	Buck	Bosch	Ethier	Bocchi	Walsh
4/17	UCLA	25 (2)	1-1	Larish	Garrabrants	Pedroia	Wyrick	Buck	Bosch	Ethier	Gosewisch	Walsh
4/18	UCLA	27 (1)	0-1	Larish	Garrabrants	Pedroia	Wyrick	Walsh	Ethier	Buck	Gosewisch	Guerrero
4/19	UCLA	28 (1)	1-0	Guerrero	Mesa	Pedroia	Larish	Walsh	Ethier	Buck	Gosewisch	West
4/25	WSU	29 (1)	1-0	Larish	Garrabrants	Pedroia	Mesa	Walsh	Ethier	Buck	Gosewisch	West
4/26	WSU	29 (2)	2-0	Larish	Garrabrants	Pedroia	Mesa	Walsh	Ethier	Buck	Gosewisch	West
4/27	WSU	30 (1)	1-0	West	Garrabrants	Pedroia	Larish	Allen	Ethier	Buck	Gosewisch	Walsh

Total Number of Different Positional Lineups: 30

Most Common Lineup by Position: #4 (6 times)



Sun Devil Baseball 2003

Game-by-Game Capsules:

GAME 1

#8 SUN DEVILS 9, Hawai'i-Hilo 0

Jan. 16, 2003 at Wong Stadium

	1	2	3	4	5	6	7	8	9	R	H	E
ASU	0	0	0	3	2	0	4	0	0	-	9	16 0
UHH	0	0	0	0	0	0	0	0	0	-	0	4 2

W: McClellan (1-0); L: Shimabuku (0-1); S: None

HR: Bocchi (1)

Time: 3:29 Attendance: 324 Record: 1-0

HIGHLIGHTS: Six ASU pitchers, including four newcomers, combined to give up only four hits and struck out 13 batters to help lead the Devils to a 9-0 win on opening day 2003. Sophomore catcher Joel Bocchi game ASU the lead in the fourth inning with a three-run home run. Rookie pitchers Brett Bordes, Javy Lopez, Chris Beatty and Beau Vaughan each struck out two or more batters in their ASU debuts. Junior second baseman Steve Garrabrants led all players with three hits. Senior RHP Robbie McClellan picked up his eighth career victory with two shutout innings of work.

GAME 2

#8 SUN DEVILS 10, Hawai'i-Hilo 5

Jan. 17, 2003 at Wong Stadium

	1	2	3	4	5	6	7	8	9	R	H	E
ASU	1	0	0	2	0	4	2	1	0	-	10	13 1
UHH	0	1	1	0	0	0	3	0	0	-	5	9 3

W: Vaughan (1-0); L: Ebbs (0-1); S: Schroyer (1)

HR: West (1)

Time: 3:42 Attendance: --- Record: 2-0

HIGHLIGHTS: Dustin Pedroia was 3-for-4 with two RBI to help lead the Devils to a 10-5 win in the first game of a doubleheader. Pedroia also had two hit-by-pitches and scored two runs in the victory. Relief pitcher Beau Vaughan picked up the win by striking out nine and allowing only three hits in 4.2 innings. Junior closer Ryan Schroyer sealed the win with 2.1 innings of scoreless relief to pick up his first save of the year and the ninth of his career.

GAME 3

#8 SUN DEVILS 14, Hawai'i-Hilo 2

Jan. 17, 2003 at Wong Stadium

	1	2	3	4	5	6	7	R	H	E
ASU	2	3	1	3	1	0	4	-	14	14 0
UHH	0	0	2	0	0	0	0	-	2	7 4

W: Liebeck (1-0); L: Miyahira (0-1); S: None

HR: Wyrick (1)

Time: 2:31 Attendance: 302 Record: 3-0

HIGHLIGHTS: First baseman Jeff Larish was 3-for-4 with four RBI and junior center fielder Rodney Allen was 2-for-4 with four RBI to help the Devils sweep the second game of a doubleheader at Wong Stadium. Senior starting pitcher Jared Liebeck picked up the win by striking out seven in six innings of work. Junior RHP Javy Lopez finished off the win with a perfect inning of work. Senior third baseman Dennis Wyrick hit his first career home run with a shot deep over the center field fence. The home run came on his 413th career at-bat. Freshman Travis Buck and sophomore catcher Tuffy Gosewisch also added multi-hit games.

GAME 4

#8 SUN DEVILS 18, Hawai'i-Hilo 3

Jan. 18, 2003 at Simmons Field

	1	2	3	4	5	6	7	8	R	H	E
ASU	3	1	0	5	0	0	1	8	-	18	19 2
UHH	0	0	0	0	0	0	0	3	-	3	3 2

W: Averill (1-0); L: Lockett (0-1); S: None

HR: Ethier (2), Larish (1), Ethier (1), Bosch (1)

Time: 2:39 Attendance: 78 Record: 4-0

HIGHLIGHTS: Freshman left-handed pitcher Erik Averill scattered only one hit in seven and a third innings in his ASU debut to help lead the Sun Devils to a 18-3 win at Simmons Field. Averill struck out seven and had his bid for ASU's first no-hitter since 1993 spoiled with a one-out double in the bottom of the eighth inning. ASU recorded season highs with 18 runs and 19 hits. Every starter and four reserves recorded at least one hit. ASU's eight-run eighth inning included a grand slam home run from freshman outfielder Ryan Bosch. Andre Ethier, Jeremy West and Jeff Larish also hit home runs in the Sun Devil victory.

GAME 5

#8 SUN DEVILS 16, Hawai'i-Hilo 0

Jan. 19, 2003 at Simmons Field

	1	2	3	4	5	R	H	E
ASU	3	0	1	9	3	-	16	17 0
UHH	0	0	0	0	0	-	0	2 0

W: Sopko (1-0); L: Inaba (0-1); S: None

HR: Larish (2)

Time: 2:37 Attendance: --- Record: 5-0

HIGHLIGHTS: Starter Mark Sopko and relief pitcher Ben Thurmond combined to allow only two hits and no runs in a five-inning 16-0 shutout of UHH. The Devils recorded 17 hits, including a nine-run fourth inning en route to the victory. Leadoff hitter Dustin Pedroia was 2-for-4 with a pair of doubles and right fielder Andre Ethier was 4-for-4 with two RBI and two runs scored. Sophomore first baseman Jeff Larish connected on his second home run in as many games and had four RBI.

GAME 6

#8 SUN DEVILS 18, Hawai'i-Hilo 5

Jan. 19, 2003 at Simmons Field

	1	2	3	4	5	6	7	R	H	E
ASU	7	4	3	0	1	2	1	-	18	18 0
UHH	0	0	4	0	0	1	0	-	5	5 2

W: McClellan (2-0); L: Ebbs (0-2); S: None

HR: Allen (1)

Time: 2:50 Attendance: 150 Record: 6-0

HIGHLIGHTS: The Sun Devils completed the six-game series sweep with an 18-5 victory in five innings in the second game of a doubleheader. Senior reliever Robbie McClellan picked up the win to improve to 2-0 while striking out three batters in two innings. Senior starter Bryce Kartler was effective in his 2003 debut with four strikeouts in two innings of work. At the plate junior first baseman Mike Guerrero led ASU with a 4-for-5 game with three RBI. Junior center fielder Rodney Allen was 2-for-5 with five RBI and a three-run home run. Freshman left fielder Travis Buck recorded his first extra base hit as a Devil with a run-scoring triple in the top of the first and sophomore shortstop Dustin Pedroia was 2-for-2 to extend his hitting streak to 17 games dating back to 2002.

GAME 7

#8 SUN DEVILS 7, San Diego State 5

Jan. 24, 2003 at Packard Stadium

	1	2	3	4	5	6	7	8	9	R	H	E
SDSU	0	0	1	0	3	0	1	0	0	-	5	13 2
ASU	0	0	0	0	0	1	2	4	x	-	7	9 0

W: McClellan (3-0); L: Miller (0-1); S: Schroyer (2)

HR: Pedroia (1)

Time: 3:20 Attendance: 3,972 Record: 7-0

HIGHLIGHTS: In Tony Gwynn's collegiate head coaching debut, the Sun Devils scored six runs in the last two innings to earn the come-from-behind win. Sophomore shortstop Dustin Pedroia sparked the comeback with a two-run home run in the seventh and plated the game-tying run with a single as part of the deciding four-run eighth inning. True freshman left fielder Travis Buck was 3-for-4 with a pair of doubles in the win and tabbed the game-winning RBI in the eighth inning. Senior RHP Robbie McClellan picked up his third win of the year by striking out five in 3.1 innings. Junior closer Ryan Schroyer earned his second save with a scoreless ninth inning.

GAME 8

#8 SUN DEVILS 4, San Diego State 3

Jan. 25, 2003 at Packard Stadium

	<u>1</u>	<u>2</u>	<u>3</u>	<u>4</u>	<u>5</u>	<u>6</u>	<u>7</u>	<u>8</u>	<u>9</u>		<u>R</u>	<u>H</u>	<u>E</u>
SDSU	0	0	0	0	0	1	0	0	2	-	3	9	1
ASU	0	0	0	0	1	1	0	1	1	-	4	9	2

W: Schroyer (1-0); L: Hartshorn (0-1); S: None

HR: West (3), Larish (3)

Time: 3:05 Attendance: 3,249 Record: 8-0

HIGHLIGHTS: Andre Ethier's one-out infield single in the bottom of the ninth inning broke a 3-3 tie to give the Sun Devils a 4-3 win over the SDSU Aztecs. ASU led 3-1 heading into the final frame, but SDSU rallied for two runs to tie the game. ASU's relief corps of Beau Vaughan and Ryan Schroyer were tough down the stretch, but the Aztecs still pushed the game into ASU's final at-bat. Dustin Pedroia was 2-for-4 and Jeremy West and Jeff Larish each hit solo home runs in the win.

GAME 9

#8 SUN DEVILS 24, San Diego State 9

Jan. 26, 2003 at Packard Stadium

	1	2	3	4	5	6	7	8	9	R	H	E
SDSU	0	0	0	0	0	7	1	1	0	-	9	9 7
ASU	3	0	6	4	0	1	3	7	x	-	24	13 2

W: Averill (2-0); L: Lindsey (0-1); S: None

HR: Larish - 2 (5), Garrabrants (1)

Time: 3:47 Attendance: 2,822 Record: 9-0

HIGHLIGHTS: The Sun Devils completed the series sweep of the Aztecs with a 24-9 pounding Sunday afternoon in front of 2,822 at Packard Stadium. Jeff Larish was 3-for-4 with two home runs and tied the school record with nine RBI. He blasted a two-run home run in the third and a grand slam in the fourth inning to lead the team with five home runs. Junior Steve Garrabrants also hit a grand slam in the third inning giving ASU nine different players to hit a home run in 2003. Freshman LHP Erik Averill picked up the win to improve to 2-0 while allowing only one hit in four innings. The 24 runs were the most scored by an ASU team since posting 23 against Creighton in 2001.

GAME 10

#13 Long Beach State 11, #8 ASU 5

Jan. 31, 2003 at Long Beach, Calif.

	1	2	3	4	5	6	7	8	9	R	H	E
ASU	0	0	0	2	0	0	0	0	3	-	5	12 1
LBSU	0	0	0	0	4	4	3	0	x	-	11	14 2

W: Alvarez (1-0); L: Vaughan (1-1); S: None

HR: None

Time: 3:47 Attendance: 1,334 Record: 9-1

HIGHLIGHTS: The Sun Devils dropped their first game of 2003 in a 11-5 defeat to the No. 13 Long Beach State 49ers. ASU held a 2-0 lead after four innings before the Dirtbags exploded for all 11 of their runs in the fifth, sixth and seventh innings. The top four of the LBSU lineup combined to go 9-for-16 with five RBI. LBSU starter Abe Alvarez picked up the win by allowing six hits and two runs in 5.2 innings. ASU starter Mark Sopko pitched well with three scoreless innings, but five Sun Devil relievers were roughed up for nine hits and 11 runs in five innings. Beau Vaughan was saddled with the loss by giving up four runs in 1.2 IP. At the plate freshman left fielder Travis Buck recorded his second three-hit game as a Sun Devil (3x4) and sophomore SS Dustin Pedroia had two hits to extend his hitting streak to 21 games.

GAME 11

#8 SUN DEVILS 3, #13 LBSU 0

Feb. 1, 2003 at Long Beach, Calif.

	1	2	3	4	5	6	7	8	9	R	H	E
ASU	0	0	0	1	0	0	1	0	1	-	3	7 0
LBSU	0	0	0	0	0	0	0	0	0	-	0	3 1

W: Liebeck (2-0); L: Weaver (0-1); S: None

HR: None

Time: 2:45 Attendance: 976 Record: 10-1

HIGHLIGHTS: Senior RHP Jared Liebeck fired a complete-game, three-hit shutout on only 88 pitches to lead the Sun Devils to a 3-0 win over No. 13 Long Beach State. Liebeck allowed only one runner to reach second base and before issuing his first walk of the game in the ninth inning had retired 10 straight batters. ASU played well defensively behind Liebeck, not committing an error for the sixth game this year. At the plate sophomore 1B Jeff Larish was 2-for-3 with an RBI and catcher Joel Bocchi notched his third multi-hit game of the year. Sophomore SS Dustin Pedroia was 1-for-4 with his eighth double of the year to extend his hitting streak to 22 games dating back to 2002. Pedroia also had a season-high five assists.

GAME 12

#8 SUN DEVILS 4, #13 LBSU 2

Feb. 2, 2003 at Long Beach, Calif.

	1	2	3	4	5	6	7	8	9	R	H	E
ASU	0	4	0	0	0	0	0	0	0	-	4	6 2
LBSU	0	0	0	0	0	0	2	0	0	-	2	7 1

W: Averill (3-0); L: Paz (0-1); S: Schroyer (3)

HR: None

Time: 3:12 Attendance: 1,235 Record: 11-1

HIGHLIGHTS: Freshman Erik Averill improved to 3-0 by not allowing an earned run in 6.2 innings as the Devils earned a series win over LBSU with a 4-2 victory. Dennis Wyrick had a two-run single that fueled ASU's four-run second frame. Junior closer Ryan Schroyer closed out the victory with his third save of the year.



Sun Devil Baseball 2003

Game-by-Game Capsules:

GAME 13

#8 SUN DEVILS 6, BYU 5

February 6, 2003 at Packard Stadium

	<u>1</u>	<u>2</u>	<u>3</u>	<u>4</u>	<u>5</u>	<u>6</u>	<u>7</u>	<u>8</u>	<u>9</u>		<u>R</u>	<u>H</u>	<u>E</u>
BYU	0	0	0	0	1	1	1	2	0	-	5	9	3
ASU	1	2	0	0	2	0	0	0	1	-	6	10	1

W: Schroyer (2-0); L: Jacinto (0-1); S: None

HR: Buck (1), Garrabrants (2), Itri (1)

Time: 3:24 Attendance: 2,850 Record: 12-1

HIGHLIGHTS: Sophomore third baseman Frank Mesa drew a bases loaded walk with no outs in the bottom of the ninth inning to give the Sun Devils a 6-5 win over BYU. ASU squandered a 5-1 lead with the Cougars rallying for five late-inning runs to tie the game. A two-out error by second baseman Steve Garrabrants in the eighth opened the door for two unearned runs to score and tie the game at 5-5. ASU built the four-run lead behind a solo home run from freshman Travis Buck and a two-run shot from Garrabrants in the second. Jeff Larish finished with three hits and sophomore SS Dustin Pedroia was 2-for-4. Relief pitcher Ryan Schroyer needed just one pitch to record the final out of the ninth inning and picked up the win to improve to 2-0 in his junior season.

GAME 14

#8 SUN DEVILS 17, BYU 6

February 7, 2003 at Packard Stadium

	<u>1</u>	<u>2</u>	<u>3</u>	<u>4</u>	<u>5</u>	<u>6</u>	<u>7</u>	<u>8</u>	<u>9</u>		<u>R</u>	<u>H</u>	<u>E</u>
BYU	0	2	2	2	0	0	0	0	0	-	6	9	2
ASU	0	0	7	1	3	5	1	0	x	-	17	18	3

W: Thurmond (1-0); L: Bergeron (0-1); S: None

HR: Larish (6), West (4), Mesa (1), Itri (2), Jacobsen (2)

Time: 3:44 Attendance: 2,896 Record: 13-1

HIGHLIGHTS: Down 4-0 after two innings, ASU stormed back to score 16 runs in the next three innings en route to a 17-6 win over BYU in the second of a three-game series. Sophomore 3B Frank Mesa was 4-for-6 with three RBI and a two-run home run and Jeff Larish added his team-leading sixth home run of the year. Dustin Pedroia notched his 10th multi-hit game of the year as well in the win. Senior Ben Thurmond picked up the win with two perfect innings out of the bullpen. The four ASU relievers (Thurmond, Beatty, Leaf, McClellan) combined for five shutout innings.

GAME 15

#8 SUN DEVILS 6, BYU 4

February 8, 2003 at Packard Stadium

	<u>1</u>	<u>2</u>	<u>3</u>	<u>4</u>	<u>5</u>	<u>6</u>	<u>7</u>	<u>8</u>	<u>9</u>		<u>R</u>	<u>H</u>	<u>E</u>
BYU	1	0	3	0	0	0	0	0	0	-	4	10	0
ASU	0	0	0	0	3	1	0	2	x	-	6	9	0

W: Schroyer (3-0); L: Jacinto (0-2); S: None

HR: Larish (7), Bocchi (2)

Time: 2:57 Attendance: 2,691 Record: 14-1

HIGHLIGHTS: Jeff Larish and Joel Bocchi each hit home runs to help overcome a 4-0 deficit and earn a 6-4 win over BYU. Larish blasted his seventh home run of the year and Bocchi hit a three-run shot to help erase BYU's four-run lead. After freshman Erik Averill struggled by giving up four runs in 2.1 innings, the bullpen took over to not allow any runs in the next 6.2 IP. Junior closer Ryan Schroyer picked up the win with three strikeouts in the final two innings.

GAME 16

#5 SUN DEVILS 8, Gonzaga 4

February 14, 2003 at Surprise Stadium

	<u>1</u>	<u>2</u>	<u>3</u>	<u>4</u>	<u>5</u>	<u>6</u>	<u>7</u>	<u>8</u>	<u>9</u>		<u>R</u>	<u>H</u>	<u>E</u>
GU	2	1	1	0	0	0	0	0	0	-	4	8	0
ASU	1	0	5	0	0	2	0	0	x	-	8	11	1

W: Sopko (2-0); L: Gonzalez (0-1); S: None

HR: None

Time: 2:59 Attendance: 467 Record: 15-1

HIGHLIGHTS: The Sun Devils used a five-run third inning and a solid five-strikeout, three-hit gem out of the bullpen by Mark Sopko to beat Gonzaga 8-4 in the Coca-Cola Surprise College Baseball Classic. Sopko registered career highs in strikeouts (5) and innings pitched (7.0) in his relief debut of 2003. At the plate Jeff Larish was 2-for-4 with a pair of RBI and Steve Garrabrants was 2-for-5 with a triple and a RBI. Tuffy Gosewisch and Dennis Wyrick also had two hits apiece in ASU's 15th win of the season.

GAME 17

#5 SUN DEVILS 7, Oklahoma State 3

February 15, 2003 at Surprise Stadium

	<u>1</u>	<u>2</u>	<u>3</u>	<u>4</u>	<u>5</u>	<u>6</u>	<u>7</u>	<u>8</u>	<u>9</u>		<u>R</u>	<u>H</u>	<u>E</u>
OKST	0	1	0	0	0	0	1	1	0	-	3	9	4
ASU	0	0	0	0	6	0	0	1	x	-	7	9	0

W: Vaughan (2-1); L: Scott Baker (1-1); S: None

HR: None

Time: 2:59 Attendance: 1,922 Record: 16-1

HIGHLIGHTS: Starter Beau Vaughan scattered five hits and one run while striking out eight in five innings to help lead ASU to a 7-3 win over Oklahoma State. ASU trailed early 1-0, but exploded for six runs in the fifth inning off projected first-round draft pick Scott Baker. Sophomore shortstop Dustin Pedroia had a clutch two-run triple to center field to put ASU on the board and Rod Allen added a two-run single to cap the six-run inning. Junior closer Ryan Schroyer nailed down the win with a scoreless ninth inning as ASU continued its best start since going 17-1 in 1978 and 1988.

GAME 18

#5 SUN DEVILS 9, Oregon State 4

February 16, 2003 at Surprise Stadium

	<u>1</u>	<u>2</u>	<u>3</u>	<u>4</u>	<u>5</u>	<u>6</u>	<u>7</u>	<u>8</u>	<u>9</u>		<u>R</u>	<u>H</u>	<u>E</u>
OSU	0	0	1	1	0	1	1	0	0	-	4	9	1
ASU	1	0	4	0	4	0	0	0	x	-	9	10	0

W: Liebeck (3-0); L: Copeland (0-1); S: None

HR: Pedroia (2), Allen (2), Garrabrants (3)

Time: 2:58 Attendance: 1,303 Record: 17-1

HIGHLIGHTS: Dustin Pedroia was 3-for-4 with a solo home run and double as the No. 5 Sun Devils equaled their best start in recorded school history at 17-1. Rod Allen and Steve Garrabrants also homered for the Devils as they won their eighth straight. Pedroia recorded his 11th multi-hit game of the year in the victory and now has at least one hit in 17 of ASU's 18 games. Allen, Garrabrants, Pedroia and RHP Mark Sopko were all named to the all-tournament team. Senior starting pitcher Jared Liebeck improved to 3-0 by giving up three runs in five-plus innings, while five relievers combined to hold the Beavers to one run over the final four innings.

GAME 19

#4 SUN DEVILS 17, Gonzaga 5

February 17, 2003 at Packard Stadium

	<u>1</u>	<u>2</u>	<u>3</u>	<u>4</u>	<u>5</u>	<u>6</u>	<u>7</u>	<u>8</u>	<u>9</u>		<u>R</u>	<u>H</u>	<u>E</u>
GU	0	3	0	0	0	0	0	1	1	-	5	13	6
ASU	2	0	7	2	6	0	0	0	x	-	17	11	0

W: Thurmond (2-0); L: Lichter (0-1); S: None

HR: Allen (3), Garrabrants (4)

Time: 3:22 Attendance: 1,490 Record: 18-1

HIGHLIGHTS: Steve Garrabrants was 2-for-6 with a career-high six RBI as the Sun Devils continued the school's best start since 1972 with a 17-5 win over Gonzaga at Packard Stadium. Garrabrants hit his fourth home run and his second in as many games with a grand slam in the third inning. Rod Allen also hit a home run for the second consecutive game, blasting a two-run shot as part of the seven-run third frame. Sophomore catcher Tuffy Gosewisch was 2-for-4 and had a career high three RBI. Senior Ben Thurmond improved to 2-0 by picking up the win with three scoreless innings out of the bullpen. Gonzaga out-hit ASU 13-11, but 10 walks and six errors proved to be costly as ASU was 7-for-16 with runners in scoring position. Freshman lefty Chris Beatty had his best outing as a Devil with two scoreless innings, giving up only one hit.

GAME 20

#4 SUN DEVILS 10, Dayton 1

February 21, 2003 at Packard Stadium

	<u>1</u>	<u>2</u>	<u>3</u>	<u>4</u>	<u>5</u>	<u>6</u>	<u>7</u>	<u>8</u>	<u>9</u>		<u>R</u>	<u>H</u>	<u>E</u>
UD	0	0	0	0	0	0	0	1	0	-	1	5	4
ASU	2	0	0	0	6	0	2	0	x	-	10	13	2

W: Liebeck (4-0); L: Miller (0-1); S: None

HR: None

Time: 2:59 Attendance: 2,309 Record: 19-1

HIGHLIGHTS: Andre Ethier and Frank Mesa each had three hits and starting pitcher Jared Liebeck threw seven scoreless innings as ASU picked up its 19th win of the year in a 10-1 defeat of Dayton. ASU out-hit the flyers 13-5 and capitalized on four errors. Sophomore SS Dustin Pedroia was 2-for-3 for his 12th multi-hit game of the year.

GAME 21

#4 SUN DEVILS 16, #11 Notre Dame 3

February 22, 2003 at Packard Stadium

	<u>1</u>	<u>2</u>	<u>3</u>	<u>4</u>	<u>5</u>	<u>6</u>	<u>7</u>	<u>8</u>	<u>9</u>		<u>R</u>	<u>H</u>	<u>E</u>
ND	0	1	0	0	0	2	0	0	0	-	3	6	3
ASU	0	0	0	0	5	4	2	5	x	-	16	10	3

W: Vaughan (3-1); L: Ogilvie (0-1); S: None

HR: West 2 (5, 6), Larish (8)

Time: 3:08 Attendance: 3,605 Record: 20-1

HIGHLIGHTS: Jeremy West and Jeff Larish each hit grand slam home runs as the Sun Devils defeated No. 11 Notre Dame 16-3 in front of 3,605 at Packard Stadium. West also had a two-run home run in the game and finished with three hits. Winning their 11th straight game and 20th of the season, the Devils erupted for two five-run innings and a four-run frame. Senior starting pitcher Beau Vaughan improved to 3-1 with six strikeouts and gave up one earned run in 5.2 innings. Dustin Pedroia added his 13th multi-hit game of the year with a 2-for-5 game.

GAME 22

#4 SUN DEVILS 14, #11 Notre Dame 8

February 23, 2003 at Packard Stadium

	<u>1</u>	<u>2</u>	<u>3</u>	<u>4</u>	<u>5</u>	<u>6</u>	<u>7</u>	<u>8</u>	<u>9</u>		<u>R</u>	<u>H</u>	<u>E</u>
ND	0	1	0	0	0	7	0	0	0	-	8	13	3
ASU	4	0	0	0	0	9	0	1	x	-	14	13	1

W: Lopez (7-0); L: Gagne (0-1); S: Schroyer (4)

HR: West (7)

Time: 3:24 Attendance: 3,403 Record: 21-1

HIGHLIGHTS: Arizona State scored nine runs in the sixth inning to overcome a 8-4 Notre Dame lead and recorded its 21st victory of the year. Head coach Pat Murphy also picked up his 700th career coaching win with the come-from-behind win. ASU led early 4-1, but Notre Dame scored seven in the top of the sixth to take the four-run lead. With two outs, Jeff Larish drew a full-count walk and started a rally that would see the next nine Sun Devils score. Jeremy West had a two-run home run and Larish cleared the bases with a three-run double to the left field gap. Sophomore Dustin Pedroia was 4-for-6 with a double for his 14th multi-hit game of the year. Junior RHP Ryan Schroyer picked up his fourth save with three scoreless innings out of the bullpen.

GAME 23

#2 SUN DEVILS 13, Penn State 0

February 28, 2003 at Packard Stadium

	<u>1</u>	<u>2</u>	<u>3</u>	<u>4</u>	<u>5</u>	<u>6</u>	<u>7</u>	<u>8</u>	<u>9</u>		<u>R</u>	<u>H</u>	<u>E</u>
PSU	0	0	0	0	0	0	0	0	0	-	0	6	1
ASU	1	0	2	5	0	0	3	2	x	-	13	16	1

W: Averill (4-0); L: Hamilton (0-1); S: None

HR: Larish (9), Guerrero (1)

Time: 2:55 Attendance: 1,871 Record: 22-1

HIGHLIGHTS: Three Sun Devil pitchers combined to give up only six hits and no runs as the No. 2/4 Arizona State Sun Devils defeated Penn State 13-0. Jeff Larish was 2-for-3 with three walks and six RBI, including his third grand slam of the year. Larish now leads the team with nine home runs and 48 RBI. ASU out-hit Penn State 16-6, with four Devils recording multi-hit games. Freshman lefty Erik Averill picked up the win with 5.2 scoreless innings out of the bullpen taking over for senior starter Jared Liebeck. Liebeck pitched well giving up only three hits in 2.1 scoreless innings, but did not return after a one-hour, five-minute rain delay during the top of the third inning. Joel Bocchi had three hits in the win for ASU.

GAME 24

#2 SUN DEVILS 12, Penn State 1

March 1, 2003 at Packard Stadium

	<u>1</u>	<u>2</u>	<u>3</u>	<u>4</u>	<u>5</u>	<u>6</u>	<u>7</u>	<u>8</u>	<u>9</u>		<u>R</u>	<u>H</u>	<u>E</u>
PSU	0	0	0	1	0	0	0	0	0	-	1	8	3
ASU	6	4	0	2	0	0	0	0	0	-	12	10	0

W: McClellan (4-0); L: Tressler (0-1); S: None

HR: Bosch (2), Harter (1)

Time: 2:42 Attendance: 2,219 Record: 23-1

HIGHLIGHTS: Arizona State tied its best start in school history with a 12-1 win over Penn State to improve to 23-1 overall. ASU also won its 14th straight game and the 800th all-time victory at Packard Stadium. Frank Mesa was 2-for-5 with three RBI and Dustin Pedroia notched his 15th multi-hit game of the year. Senior starter Robbie McClellan struck out six in five strong innings to improve to 4-0 in 2003. The ASU bullpen combined for four scoreless innings.



Sun Devil Baseball 2003

Game-by-Game Capsules:

GAME 25

#2 SUN DEVILS 11, Penn State 7

March 2, 2003 at Packard Stadium

	1	2	3	4	5	6	7	8	9	R	H	E
PSU	0	0	2	0	0	3	2	0	0	-	7	11 1
ASU	0	2	1	2	1	4	0	1	x	-	11	12 3

W: Thurmond (3-0); L: Palm (0-1); S: Schroyer (5)

HR: Larish (10), Harter (2)

Time: 2:53 Attendance: 2,404 Record: 24-1

HIGHLIGHTS: Jeff Larish hit his 10th home run of the season and Ryan Schroyer struck out three in 1.1 IP to nail down ASU's 15th straight win in a 11-7 victory over Penn State. The win improved ASU to 24-1, setting the ASU record for best start to the season. Dustin Pedroia was 2-for-5 with a pair of RBI and Larish was 2-for-3 with a triple and a three-run home run. Senior Ben Thurmond improved to 3-0 with five solid innings in which he scattered three hits and gave up only one earned run. Schroyer notched his fifth save.

GAME 26

#3 SUN DEVILS 10, CS Northridge 2

March 6, 2003 at Packard Stadium

	<u>1</u>	<u>2</u>	<u>3</u>	<u>4</u>	<u>5</u>	<u>6</u>	<u>7</u>	<u>8</u>	<u>9</u>		<u>R</u>	<u>H</u>	<u>E</u>
CSUN	0	0	0	1	0	0	1	0	0	-	2	8	5
ASU	3	1	1	1	1	0	1	2	x	-	10	15	1

W: Averill (5-0); L: Rosales (1-3); S: None

HR: Simpson (3)

Time: 3:04 Attendance: 2,214 Record: 25-1

HIGHLIGHTS: Shortstop Dustin Pedroia tied a career high with four hits and added three doubles to help lead ASU to a 10-2 win over Cal State Northridge. Winning their 16th straight game, ASU also scored in double-digits for the eighth straight contest. Pedroia's three doubles increased his Pac-10 leading total to 15 on the year and he now has 17 multi-hit games. Hot-hitting first baseman Jeff Larish was 2-for-4 with one RBI and a triple and sophomore catcher Joel Bocchi was 2-for-4 with two RBI. Freshman left-handed pitcher Erik Averill improved to 5-0 on the year with six solid innings. Averill scattered seven hits and struck out five. Javy Lopez and Robbie McClellan sealed the win with three shutout innings out of the bullpen.

GAME 27

#3 SUN DEVILS 19, Southern Utah 0

March 7, 2003 at Packard Stadium

	<u>1</u>	<u>2</u>	<u>3</u>	<u>4</u>	<u>5</u>	<u>6</u>	<u>7</u>		<u>R</u>	<u>H</u>	<u>E</u>
SUU	0	0	0	0	0	0	0	-	0	5	2
ASU	0	1	1	3	6	8	x	-	19	21	0

W: Sopko (3-0); L: Shepherd (0-2); S: None

HR: Buck (2)

Time: 2:48 Attendance: 2,632 Record: 26-1

HIGHLIGHTS: Freshman Travis Buck went 5-for-5 with seven RBI and hit for the cycle in ASU's most decisive win of the year with a 19-0 victory over Southern Utah. Buck capped his cycle by hitting a grand slam home run as part of ASU's eight-run sixth inning. Mark Sopko picked up the win to improve to 3-0 and four other Sun Devils recorded multi-hit games. Shortstop Dustin Pedroia was 3-for-4 for his 18th multi-hit game of the year, including hitting his 16th double of the year. Steve Garabrants and Frank Mesa each tabbed three hits in the victory.

GAME 28

#3 SUN DEVILS 6, Utah 4

March 8, 2003 at Packard Stadium

	1	2	3	4	5	6	7	8	9	R	H	E
UTAH	0	0	3	1	0	0	0	0	0	-	4	7 0
ASU	0	0	0	0	4	0	0	2	x	-	6	8 0

W: Vaughan (4-1); L: Price (2-1); S: Schroyer (6)

HR: Jordinson (4)

Time: 3:02 Attendance: 2,927 Record: 27-1

HIGHLIGHTS: Steve Garabrants drilled a two-strike, two-out double in the bottom of the eighth inning to score senior Dennis Wyrick with the game-winning run in ASU's 6-4 victory over Utah. ASU trailed 4-0 heading into the fifth, but scored four in the frame and then scored two in the eighth to win its 18th consecutive victory. Garabrants finished with two doubles. Wyrick scored the winning run after reaching on a two-out bunt single to second base. Starter Ben Thurmond struck out a season-high eight and was relieved by Beau Vaughan who gave up only one hit and struck out five in 4.1 IP. Junior closer Ryan Schroyer struck out the side in the ninth inning to record his sixth save of the year. Dustin Pedroia also hit his 17th double of the season to lead off the first inning.

GAME 29

#3 SUN DEVILS 12, CS Northridge 2

March 9, 2003 at Packard Stadium

	1	2	3	4	5	6	7	8	9	R	H	E
CSUN	0	0	2	0	0	0	0	0	0	-	2	8 4
ASU	2	0	1	3	3	0	3	0	x	-	12	15 2

W: Liebeck (5-0); L: Jean (0-1); S: None

HR: Larish (11), West (8)

Time: 3:16 Attendance: 3,389 Record: 28-1

HIGHLIGHTS: Jeff Larish went 2-for-4 with four RBI and hit his 11th home run of the year as the Sun Devils won their 19th straight game. Senior Dennis Wyrick was 3-for-3 while starting at third base and scored two runs. Dustin Pedroia tabbed his 19th multi-hit game and added his 18th double of the year. Senior Jered Liebeck improved to 5-0 with five strong innings before giving way to the bullpen.

GAME 30

#30 Oklahoma 6, #1 SUN DEVILS 5

March 14, 2003 at Packard Stadium

	1	2	3	4	5	6	7	8	9	R	H	E
OU	0	0	1	2	0	0	2	0	1	-	6	9 2
ASU	0	0	0	2	0	0	2	1	0	-	5	11 3

W: McAuliff (1-0); L: Sopko (3-1); S: None

HR: West (9), Allen (4), Wyman (4), Yaconetti (6)

Time: 3:19 Attendance: 4,155 Record: 28-2

HIGHLIGHTS: The Sun Devils trailed early by three runs, but battled back to tie the game at 5-5 in the eighth inning on a pinch-hit single by junior Nick Walsh. Oklahoma then rallied in the top of the ninth and scored the winning run when Reggie Willits crossed the play on a controversial call after a fielder's choice by Gilbert native Jay Yaconetti. ASU got two-run home runs from Jeremy West and Rod Allen, but it wasn't enough as ASU had its 21-game Packard Stadium winning streak and 19-game overall streak come to an end. Mark Sopko took the loss to fall to 3-1 giving up one run and one hit in 0.2 innings. West was 3-for-5 and sophomore third baseman Frank Mesa was 2-for-4 for ASU's only other multi-hit performance.

GAME 31

#1 SUN DEVILS 10, #30 Oklahoma 3

March 15, 2003 at Packard Stadium

	1	2	3	4	5	6	7	8	9	R	H	E
OU	0	0	1	0	1	0	1	0	0	-	3	11 1
ASU	0	0	0	4	1	2	1	2	x	-	10	15 0

W: Liebeck (6-0); L: Blair (2-2); S: None

HR: Yaconetti (7)

Time: 3:22 Attendance: 3,806 Record: 29-2

HIGHLIGHTS: Arizona State scored in each of the last five innings and recorded a season-high seven doubles en route to a 10-3 win over No. 30 Oklahoma. Marking the mid-point of the 2003 season, ASU scored in double-digits for the 18th time and out-hit the Sooners 15-11. Despite leaving 14 runners on base, ASU played strong down the stretch with five players recording multi-hit games. Playing without player of the year candidate Jeff Larish (back spasms), backup first baseman Mike Guerrero responded going 3-for-6 with three doubles and two RBI. Junior left fielder Rod Allen also had three hits to raise his season average over .300 and sophomore shortstop Dustin Pedroia recorded his 20th multi-hit game by going 2-for-4 with two RBI. Senior RHP Jered Liebeck remained perfect at 6-0.

GAME 32

#1 SUN DEVILS 10, #30 Oklahoma 2

March 16, 2003 at Packard Stadium

	1	2	3	4	5	6	7	8	9	R	H	E
OU	0	0	1	0	0	0	1	0	0	-	2	7 1
ASU	4	1	5	0	0	0	0	0	x	-	10	10 3

W: Averill (6-0); L: Purcey (0-1); S: None

HR: Wyman (5)

Time: 2:29 Attendance: 2,900 Record: 30-2

HIGHLIGHTS: The Devils recorded their 30th win of the year by scoring in double-digits for the second straight game against the No. 30 Sooners. ASU led off the game with consecutive doubles from Dustin Pedroia, Dennis Wyrick and Mike Guerrero to build an early 4-0 lead after the first inning. The Sun Devils added six more runs in the next two innings and cruised to the 10-2 victory. Freshman lefty Erik Averill picked up the win to improve to 6-0 and Pedroia recorded his 21st multi-hit game and had two more doubles to bring his season total to 21. Andre Ethier was also 2-for-4 in the victory.

GAME 33

#1 SUN DEVILS 9, #29 Wichita State 2

March 18, 2003 at Packard Stadium

	1	2	3	4	5	6	7	8	9	R	H	E
WSU	0	0	0	0	0	0	0	1	1	-	2	8 1
ASU	0	0	3	2	0	1	0	3	x	-	9	12 1

W: Vaughan (5-1); L: Uhlmansiek (3-1); S: None

HR: None

Time: 3:24 Attendance: 3,099 Record: 31-2

HIGHLIGHTS: Senior third baseman Dennis Wyrick continued his hot hitting with three hits and senior relief pitcher Beau Vaughan struck out seven in four innings to lead the Devils to a 9-2 win over Wichita State. ASU scored first with three runs in the third inning, with two runs scoring on a double by junior Mike Guerrero. Jeremy West and Travis Buck also added two-run doubles as the Devils won their 22nd game in the last 23 contests. Sophomore shortstop Dustin Pedroia was 1-for-2 with three runs scored and set a career high with three walks. Wyrick, who extended his hitting streak to a season-high seven games, also set a career high with two stolen bases.

GAME 34

#29 Wichita State 6, #1 SUN DEVILS 3

March 19, 2003 at Packard Stadium

	1	2	3	4	5	6	7	8	9	R	H	E
WSU	4	0	0	0	0	0	2	0	0	-	6	8 0
ASU	0	0	0	1	0	0	0	1	1	-	3	9 1

W: Sanders (3-0); L: Beatty (0-1); S: Dennison (4)

HR: Moffitt (5)

Time: 2:46 Attendance: 2,417 Record: 31-3

HIGHLIGHTS: Wichita State scored four runs in the first inning off freshman starter Chris Beatty and cruised to a 6-3 win to hand ASU only its third loss of the year. Third baseman Cody Clark provided all the runs the Shockers would need with a bases loaded triple in the first inning. Beatty took the loss giving up four runs and three hits in his first career start. Relievers Bryce Kartler and Mark Sopko combined for seven shutout innings out of the bullpen. Dustin Pedroia added his 22nd multi-hit game of the year in ASU's last non-conference game before entering Pac-10 play vs. Stanford over the weekend. Travis Buck and Andre Ethier also had two hits in the loss.

GAME 35

#1 SUN DEVILS 7, #6 Stanford 6 (11)

March 22, 2003 at Packard Stadium

	1	2	3	4	5	6	7	8	9	10	11	R	H	E
STAN	0	0	0	0	2	3	0	1	0	0	0	-	6	13 3
ASU	0	0	0	0	0	3	2	1	0	0	1	-	7	11 2

W: Schroyer (4-0); L: Manship (0-2); S: None

HR: None

Time: 4:12 Attendance: 4,019 Record: 32-3

HIGHLIGHTS: Dennis Wyrick singled with two outs in the bottom of the 11th inning to give the No. 1 Sun Devils a 7-6 come-from-behind win over the No. 6 Stanford Cardinal. Wyrick finished the game 3-for-6 with three RBI as ASU erased an early 5-0 deficit to improve to 32-3 overall. Travis Buck also had three hits and two RBI and drove home the tying run in the bottom of the eighth when he legged out an infield single. Junior closer Ryan Schroyer worked three scoreless innings giving up just one hit to record his fourth win of the year and maintain his 0.00 ERA in 20.1 innings this year.

GAME 36

#6 Stanford 9, #1 SUN DEVILS 8 (10)

March 23, 2003 at Packard Stadium

	1	2	3	4	5	6	7	8	9	10	R	H	E
STAN	2	3	0	1	0	0	2	0	0	1	-	9	13 1
ASU	0	0	0	1	0	0	0	4	3	0	-	8	14 3

W: O'Hagan (2-1); L: Schroyer (4-1) S: Quick (2)

HR: Ethier (2), Garabrants (5)

Time: 3:31 Attendance: 3,483 Record: 32-4

HIGHLIGHTS: Arizona State rallied from an 8-1 deficit after seven innings to tie the game by scoring seven runs in the eighth and ninth innings. After scoring four in the eighth, Andre Ethier hit a three-run home run with two outs in the bottom of the ninth to push the game into extra innings for the second straight day. After Stanford scored a run on a Sam Fuld single in the top of the 10th, ASU loaded the bases with one out and could not push home the tying or winning runs. Dennis Wyrick, Dustin Pedroia, Jeremy West and Ethier each recorded three hits in the loss to fall to 32-4 overall and 1-1 in Pac-10 play.



Sun Devil Baseball 2003

Game-by-Game Capsules:

GAME 37

#7 Stanford 4, #2 SUN DEVILS 3

March 24, 2003 at Packard Stadium

	1	2	3	4	5	6	7	8	9	R	H	E
STAN	0	0	1	0	0	1	2	0	-	4	13	0
ASU	0	0	0	1	1	0	0	0	-	2	5	1

W: Romanczuk (6-0); L: Sopko (3-2); S: None

HR: None

Time: 2:43 Attendance: 3,397 Record: 32-5

HIGHLIGHTS: Stanford senior catcher Ryan Garko went 4-for-4 including a two-run home run to break a 2-2 tie in the top of the eighth inning. The home run sparked the No. 7 Cardinal to a 4-2 victory over the No. 2 Arizona State Sun Devils. Cardinal freshman starter Mark Romanczuk threw a complete-game five hitter limiting the Sun Devils to a season low in hits. Sam Fuld was also 4-for-5 with a pair of triples to lead Stanford to the 2-1 series win. ASU starter Ben Thurmond had a solid outing in his longest start of the year (6.2 IP) and stuck out five. Limited to only five hits, no player had more than one and Dustin Pedroia tabbed his 23rd double of the year. ASU finished its eight game stretch in 11 days by going 4-4 after starting the year 28-1.

GAME 38

#2 SUN DEVILS 11, USC 4

March 28, 2003 at Dedeaux Field

	1	2	3	4	5	6	7	8	9	R	H	E
ASU	0	2	0	3	2	3	1	0	0	-	11	17
USC	0	2	1	0	1	0	0	0	0	-	4	9

W: Bordes (1-0); L: Paschal (2-4); S: None

HR: None

Time: 4:00 Attendance: 600 Record: 33-5

HIGHLIGHTS: Arizona State ended its brief two-game losing streak by pounding out 17 hits en route to a 11-4 series opening win over USC at Dedeaux Field. Despite leaving a season-high 17 runners on base, the Sun Devils easily handled the Trojans to improve to 33-5 overall. Dennis Wyrick ended an 0-for-16 slump against USC by going 3-for-6 and tied a career high with three RBI. Dustin Pedroia, Jeff Larish, Andre Ethier, Frank Mesa, Travis Buck and Tuffy Gosewisch also each recorded two hits in the victory. Starting pitcher Beau Vaughan took the no decision giving up eight hits and four runs in 4.2 innings before freshman lefty Brett Bordes inherited a bases loaded jam and did not give up a run to pick up his first collegiate victory. Sun Devils batters totaled 14 walks in the win.

GAME 39

USC 6, #3 SUN DEVILS 5

March 29, 2003 at Dedeaux Field

	1	2	3	4	5	6	7	8	9	R	H	E
ASU	0	1	0	2	0	0	2	0	0	-	5	10
USC	1	0	0	0	1	3	0	0	1	-	6	11

W: Dizard (3-2); L: Schroyer (4-2); S: None

HR: Moon (3), S. Gordon (1)

Time: 3:21 Attendance: 890 Record: 33-6

HIGHLIGHTS: USC second baseman Jon Brewster hit a bases loaded single with two outs and the bases loaded in the bottom of the ninth inning to give USC an upset 6-5 victory over the Sun Devils. ASU left 12 runners on base in the game and stranded the bases loaded in the seventh and eighth innings when the game was tied at 5-5. Junior closer Ryan Schroyer took the loss giving up three hits and one run in two and a third innings of work. Dustin Pedroia and Travis Buck each recorded three hits in the loss.

GAME 40

#3 SUN DEVILS 7, USC 5

March 30, 2003 at Dedeaux Field

	1	2	3	4	5	6	7	8	9	R	H	E
ASU	0	0	0	0	1	2	0	2	2	-	7	14
USC	0	0	0	0	1	1	1	1	1	-	5	12

W: Arguello (1-0); L: Butler (0-3); S: Schroyer (7)

HR: Larish (12), Guerrero (2), Lunetta (5), Bonovich (2)

Time: 3:43 Attendance: 1,157 Record: 34-6

HIGHLIGHTS: ASU scored four runs in the last two innings and held off a furious ninth inning rally to defeat the USC Trojans 7-5 to win the Pac-10 series two games to one. Ryan Schroyer picked up his seventh save of the year and Carlos Arguello recorded the win. Schroyer also singled in his first at-bat as a Sun Devil and scored a run in the ninth innings. Jeff Larish and Mike Guerrero hit back-to-back home runs in the sixth inning.

GAME 41

New Mexico 11, #3/7 SUN DEVILS 7

April 2, 2003 at Packard Stadium

	1	2	3	4	5	6	7	8	9	R	H	E
UNM	4	0	1	4	0	0	0	0	2	-	11	12
ASU	2	0	1	2	0	0	2	0	0	-	7	8

W: Soto (3-0); L: Vaughan (5-2); S: Salas (1)

HR: Larish (13), Pedroia (3), Salas (10)

Time: 3:08 Attendance: 1,919 Record: 34-7

HIGHLIGHTS: Arizona State gave up four runs in the first inning and couldn't recover as the visiting New Mexico Lobos upset Arizona State 11-7 at Packard Stadium. Designated hitter Joe Salas went 2-for-5 with three RBI and also pitched two scoreless innings to record his first save of the year. Dustin Pedroia and Jeff Larish each hit home runs for Arizona State.

GAME 42

#4 SUN DEVILS 10, Grand Canyon 2

April 7, 2003 at Packard Stadium

	1	2	3	4	5	6	7	8	9	R	H	E
GCU	0	1	0	0	0	0	0	0	1	-	2	5
ASU	1	5	0	0	0	0	4	0	x	-	10	16

W: McClellan (5-0); L: Newark (0-3); S: None

HR: Garraabrants (6), Kaats (8)

Time: 3:01 Attendance: 2,020 Record: 35-7

HIGHLIGHTS: Sophomore catcher Tuffy Gosewisch led a 16-hit attack by going 3-for-3 with two RBI as the No. 4 Arizona State Sun Devils handed local rival Grand Canyon a 10-2 defeat in non-conference college baseball action Monday night at Packard Stadium. Celebrating the eighth anniversary of ASU's NCAA record consecutive games scoring streak, the Devils wasted little time scoring in their 475th straight game. A season-high eight pitchers combined to limit the Antelopes to only five hits and two runs. Senior starter Robbie McClellan (Liberal, Kan.) picked up the win to improve to 5-0 behind a stellar five-inning, seven-strikeout performance. Dustin Pedroia went 2-for-5 for his 27th multi-hit game of the year and extended his hitting streak to 12 games. Jeff Larish was also 2-for-5 with one RBI.

GAME 43

#4 SUN DEVILS 11, California 3

April 11, 2003 at Evans Diamond

	1	2	3	4	5	6	7	8	9	R	H	E
ASU	2	1	0	0	7	0	0	0	1	-	11	17
CAL	0	0	0	0	1	1	0	0	1	-	3	11

W: Averill (7-0); L: Brown (2-5); S: None

HR: Allen (5), Bosch (3), Conley (4)

Time: 3:07 Attendance: 409 Record: 36-7

HIGHLIGHTS: Rod Allen hit a pinch-hit grand slam home run as part of a seven-run fourth inning and freshman starter Erik Averill pitched seven strong innings as the No. 4 Arizona State Sun Devils opened a three-game Pac-10 series with an 11-3 win over California. Averill scattered 10 hits and two runs to pick up his Pac-10 leading seventh win of the year. Ryan Bosch had a nice homecoming going 2-for-4 with two runs scored and two RBI, including hitting an opposite field home run as part of the seven-run fourth frame. Five Devils recorded multi-hit games, with sophomore first baseman Jeff Larish and junior right fielder Andre Ethier each tabbing three a piece. Leadoff hitter Dustin Pedroia notched his 28th multi-hit game of the year going 2-for-4.

GAME 44

#4 SUN DEVILS 6, California 0

April 13, 2003 at Evans Diamond (Game 1)

	1	2	3	4	5	6	7	8	9	R	H	E
ASU	0	5	0	0	0	1	0	0	0	-	6	8
CAL	0	0	0	0	0	0	0	0	0	-	0	5

W: Vaughan (6-2); L: Montalbo (3-3); S: None

HR: None

Time: 2:55 Attendance: 267 Record: 37-7

HIGHLIGHTS: Nick Walsh was 3-for-3 and reached base in all five at-bats to help lead the Devils to a 6-0 win in the first game of a doubleheader. Reliever Beau Vaughan threw six scoreless innings to pick up his sixth win of the year. Vaughan and starter Ben Thurmond combined to allow only five hits in the victory.

GAME 45

#4 SUN DEVILS 10, California 1

April 13, 2003 at Evans Diamond (Game 2)

	1	2	3	4	5	6	7	8	9	R	H	E
ASU	0	5	0	2	0	1	2	0	0	-	10	8
CAL	0	0	0	0	0	0	1	0	0	-	1	10

W: Liebeck (7-0); L: Crist (2-2); S: None

HR: None

Time: 2:57 Attendance: 219 Record: 38-7

HIGHLIGHTS: Nick Walsh had three more hits and senior starting pitcher Jared Liebeck gave up four hits in six shutout innings as the Sun Devils completed a series and doubleheader sweep of the California Golden Bears with a 10-1 victory. ASU surpassed its entire win total from 2001 (37-20-1) and 2002 (37-21) by improving to 38-7 and moved into second place in the Pac-10 with a 6-3 record. Liebeck improved to 7-0 on the year scattering four hits in six shutout innings.

GAME 46

UCLA 9, #4 SUN DEVILS 8

April 17, 2003 at Packard Stadium

	1	2	3	4	5	6	7	8	9	R	H	E
UCLA	0	3	2	0	0	2	0	0	2	-	9	11
ASU	4	0	2	0	1	0	0	0	1	-	8	12

W: Beck (1-1); L: Vaughan (6-3); S: None

HR: Whisler (5), McCarthy (6), Gosewisch (1)

Time: 3:02 Attendance: 2,227 Record: 38-8

HIGHLIGHTS: ASU hit into an inning-ending 8-5-4 double play with the bases loaded in the bottom of the eighth inning to keep the game knotted at 7-7. The play proved key as UCLA rallied for two runs in the top of the ninth and held off an ASU rally to gain a 9-8 win in the series opener. Travis Buck hit a fly ball to shallow center field that UCLA's Matt Thayer appeared to make a sliding catch on. But the umpire used a weak signal to say no catch was made and runners were forced out at third and second base to keep the game tied at 7-7. ASU's Beau Vaughan took the loss to fall to 6-3 despite striking out 10 in 5.1 IP. Andre Ethier led the Devils tying a career high with four hits. Tuffy Gosewisch blasted his first career home run with a two-run shot in the sixth.

GAME 47

UCLA 8, #4 SUN DEVILS 7 (13 innings)

April 18, 2003 at Packard Stadium

	1	2	3	4	5	6	7	8	9	10	11	12	13	R	H	E
UCLA	0	0	2	2	0	0	1	0	0	1	0	2	-	8	13	1
ASU	0	0	0	3	1	0	0	1	0	0	1	0	1	-	7	15

W: Silva (5-0); L: Bordes (1-1); S: Johnson (2)

HR: Griffin (7), Susdorf (7), Ethier (3)

Time: 4:25 Attendance: 2,678 Record: 38-9

HIGHLIGHTS: UCLA's Billy Susdorf recorded a two-out, two-strike double to score two runs in the top of the 13th inning to help lift the Bruins to an 8-7 victory over ASU. The Devils tied the game in the eighth on a triple by Nick Walsh and had two chances to win the game before extending into extra innings. Susdorf also had a solo home run in the top of the 11th, but ASU's Andre Ethier drilled a solo homer in the bottom half of the frame to continue the game. The Devils left 17 runners on base in the game to tie a season high and hit into four double plays. Jared Liebeck (3.1 IP, 3 H, 1 R, 6 K's) and Ryan Schroyer (4.2 IP, 3 H, 1 R, 5 K's) were phenomenal out of the bullpen to keep ASU in the game. Frank Mesa (3x4) and Mike Guerrero (3x7) led the Sun Devils at the plate. Dustin Pedroia drilled his 28th double.

GAME 48

#4 SUN DEVILS 17, UCLA 1

April 19, 2003 at Packard Stadium

	1	2	3	4	5	6	7	8	9	R	H	E
UCLA	0	0	0	0	0	1	0	0	0	-	1	5
ASU	3	1	4	0	1	0	4	4	x	-	17	21

W: Thurmond (4-0); L: Janssen (3-5); S: None

HR: Griffin (8), Larish (14), Ethier (4), Buck (3)

Time: 2:46 Attendance: 2,699 Record: 39-9

HIGHLIGHTS: The Sun Devils salvaged the series by taking the final 17-1 and recording 20 or more hits for the second time in 2003. Ben Thurmond gave up one run in seven innings and Dustin Pedroia and Jeremy West each recorded four hits. Andre Ethier, Travis Buck and Jeff Larish each hit home runs. Larish set the ASU single-season record with his fourth grand slam.



Sun Devil Baseball 2003

Game-by-Game Capsules:

GAME 49

#5 SUN DEVILS 21, Washington State 0

April 25, 2003 at Packard Stadium

	<u>1</u>	<u>2</u>	<u>3</u>	<u>4</u>	<u>5</u>	<u>6</u>	<u>7</u>	<u>8</u>	<u>9</u>		<u>R</u>	<u>H</u>	<u>E</u>
WSU	0	0	0	0	0	0	0	0	0	-	0	6	2
ASU	0	1	0	1	2	12	1	4	x	-	21	21	0

W: Vaughan (7-3); **L:** MacKenzie (3-4); **S:** None

HR: Larish (15), West (10), Bosch (4)

Time: 3:14 **Attendance:** 2,336 **Record:** 40-9

HIGHLIGHTS: For the second straight game the Sun Devils pounded out 21 hits and Beau Vaughan, Robbie McClellan and Javy Lopez combined for ASU's seventh shutout of the year blanking Washington State 21-0. The Devils lead 4-0 after five innings before exploding for 12 runs in the bottom of the sixth inning. Jeremy West hit his 10th homer of the year extending his streak of four consecutive games vs. the Cougars with a home run. Jeff Larish also hit his 15th homer of the year going 2-for-3 with four RBI and three walks. Dustin Pedroia notched his 30th multi-hit game of the year and Steve Garabrants went 3-for-5 with three RBI and three runs scored. Vaughan improved to 7-3 on the year and 3-1 as a starter striking out eight and allowing only three hits in six innings.

GAME 50

#5 SUN DEVILS 5, Washington State 3

April 26, 2003 at Packard Stadium

	<u>1</u>	<u>2</u>	<u>3</u>	<u>4</u>	<u>5</u>	<u>6</u>	<u>7</u>	<u>8</u>	<u>9</u>	<u>10</u>		<u>R</u>	<u>H</u>	<u>E</u>
WSU	0	0	0	0	0	0	1	0	2	0	-	3	5	1
ASU	1	0	2	0	0	0	0	0	0	2	-	5	10	2

W: Arguello (2-0); **L:** Alwert (1-3); **S:** None

HR: Jacobsen (1), West (11)

Time: 2:56 **Attendance:** 2,487 **Record:** 41-9

HIGHLIGHTS: Jeremy West hit a two-run walk-off home run in the bottom of the 10th inning to lift the No. 5 Arizona State Sun Devils to a thrilling 5-3 victory over the Washington State Cougars. ASU led nearly the entire game carrying a 3-1 victory into the ninth inning until closer Ryan Schroyer blew a save opportunity giving up a two-out, two-run double to pinch-hitter Wes Falkenborg to tie the game at 3-3. After a two-out error by eventual losing pitcher Garrett Alwert, West notched his 11th homer of the season and 30th of his career to give the Devils their third straight victory. Starter Jered Liebeck gave up only three hits and one run in seven innings, but had his bid for his eighth win of the year spoiled with the Cougar heroics in the ninth. Jeff Larish extended his hitting streak to a career-high 11 games and Travis Buck and Andre Ethier each had two hits in the victory.

GAME 51

#5 SUN DEVILS 25, Washington State 0

April 27, 2003 at Packard Stadium

	<u>1</u>	<u>2</u>	<u>3</u>	<u>4</u>	<u>5</u>	<u>6</u>	<u>7</u>	<u>8</u>	<u>9</u>		<u>R</u>	<u>H</u>	<u>E</u>
WSU	0	0	0	0	0	0	0	0	0	-	0	3	2
ASU	10	6	1	0	2	1	0	5	x	-	25	24	1

W: Thurmond (5-0); **L:** Banaszak (2-8); **S:** None

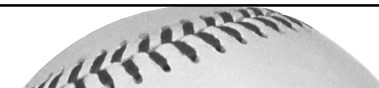
HR: West 3 (14), Ethier (5)

Time: 2:56 **Attendance:** 2,057 **Record:** 42-9

HIGHLIGHTS: Junior first baseman Jeremy West went 5-for-7 and tied a pair of ASU single game records with three home runs and nine RBI to lead the No. 5 Arizona State Sun Devils to a commanding 25-0 victory over the Washington State Cougars Sunday afternoon in Pac-10 Baseball action at Packard Stadium. West also tied for second with 14 total bases and homered for the third straight game to give him 14 on the year. Nick Walsh was also 6-for-6 with seven RBI and five runs scored. Walsh recorded six run-scoring hits and was one off the ASU single-game records for doubles (3), runs (5) and hits (6). Ben Thurmond improved to 5-0 picking up the win throwing four scoreless innings before giving way to five ASU relievers who each tossed an inning of scoreless ball. The win was ASU's ninth most lopsided in school history and led to the fourth highest run total in a three-game Pac-10 series scoring 51 runs in the series vs. the Cougars. ASU started the scoring with 10 runs in the first inning to chase WSU senior starter Tony Banaszak and added six more runs in the second to take a commanding 16-0 lead after two at-bats. Sophomore shortstop Dustin Pedroia added three more hits for his 31st multi-hit game of the year.



Sun Devil Baseball 2003 -- Game by Game Statistics




AB-R-H-RBI Breakdown for Arizona State (as of Apr 28, 2003)
(All games)

Opponent	Date	#10 ALLEN	#19 BOCCHI	#31 BOSCH	#4 BUCK	#16 CADENA	#14 ETHIER	#9 GARRABRA	#39 GOSEWISC	#30 GUERRERO	#27 KARTLER	#11 LARISH	#32 MESA	#2 PEDROIA	#20 WALSH	#8 WEST	#5 WYRICK
UHH	Jan 16	5-1-2-1	3-1-2-3	2-0-0-0	3-1-1-0	0-0-0-0	3-0-1-2	4-0-3-1	1-1-1-1	3-2-1-0	3-1-2-1	5-0-1-0	1-0-0-0	4-2-2-0	2-0-0-0
UHH	Jan 17	4-0-0-1	5-1-4-1	2-0-0-0	3-1-1-2	3-0-0-0	3-1-1-1	5-0-1-1	2-1-0-0	4-2-3-2	5-3-2-1	2-1-1-0
UHH	Jan 17	4-1-2-4	1-0-0-0	4-2-2-1	1-1-0-0	3-2-1-1	2-0-2-1	1-1-1-0	1-0-0-0	4-2-3-4	4-2-1-0	4-1-1-0	2-1-0-0	5-1-1-2
UHH	Jan 18	5-2-2-1	2-1-1-4	2-1-1-1	2-1-1-0	3-1-1-3	4-3-2-2	5-2-2-1	3-1-2-1	1-1-0-0	1-1-1-2	6-1-2-1	2-1-2-1	..Def..	4-1-1-1	2-1-1-0
UHH	Jan 19	4-1-1-2	3-3-2-0	4-2-4-2	2-2-2-2	3-2-2-1	2-2-2-4	4-1-2-2	1-0-0-0	3-2-1-0	3-1-1-2
UHH	Jan 19	3-2-2-5	4-1-1-2	2-1-1-0	2-1-1-1	3-0-2-1	3-2-2-1	0-0-0-1	..Def..	5-3-4-3	1-1-0-0	2-3-1-1	2-1-1-0	2-1-2-1	5-0-0-1	1-2-1-1	1-0-0-0
SDSU	Jan 24	1-1-0-1	2-0-0-0	..Def..	4-1-3-1	3-0-0-0	3-0-1-0	..Def..	1-0-0-1	4-0-1-0	2-0-0-0	5-2-2-3	1-1-1-0	4-0-0-1	1-1-1-0
SDSU	Jan 25	4-0-0-0Def..	3-0-0-0	5-0-1-1	3-0-0-0	4-0-0-0	4-1-2-1	4-0-2-1	1-1-1-0	3-1-1-1	2-1-2-0
SDSU	Jan 26	5-1-1-2	1-1-0-0	2-1-0-1	2-2-1-0	1-0-0-0	3-5-1-1	6-3-2-4	1-1-1-1	3-1-1-2	4-3-3-9	0-1-0-1	6-1-2-0	1-1-1-1	4-3-0-0
LBSU	Jan 31	4-2-1-0	2-0-1-0	1-1-1-0	4-0-3-0	4-1-1-0	3-0-0-0	2-0-1-1	3-0-0-0	2-1-0-1	5-0-2-0	3-0-0-0	3-0-2-2
LBSU	Feb 01	3-0-0-1	4-0-2-1	4-0-1-0	4-0-0-0	2-1-1-0	4-0-0-0	3-1-2-1	3-0-0-0	4-1-1-0	1-0-0-0
LBSU	Feb 02	3-1-0-0	4-0-1-0	3-1-1-0	3-0-2-1	4-0-0-0	4-0-1-0	5-0-0-1	1-0-0-0	3-1-0-0	4-1-1-2
BYU	Feb 06	4-0-0-0	4-1-2-0	4-2-1-1	5-0-1-0	3-2-1-2	3-0-0-0	5-1-3-1	0-0-0-1	4-0-2-0	1-0-0-0	0-0-0-0	3-0-0-0
BYU	Feb 07	..Def..	4-1-2-3	5-0-1-1	7-1-3-1	4-2-2-3	1-0-0-0	1-1-1-0	1-0-0-0	3-3-1-1	6-2-4-3	6-2-2-1	0-2-0-0	4-3-2-4
BYU	Feb 08	1-0-0-0	3-1-1-3	2-1-0-1	2-0-0-0	4-1-2-0	2-0-1-0	1-0-0-0	2-1-1-0	3-1-1-1	2-0-1-1	4-0-1-0	0-1-0-0	4-0-1-0
GU	Feb 14	..Def..	4-2-1-1	2-0-1-1	2-1-0-0	5-0-2-1	4-2-2-1	0-0-0-0	4-1-2-2	4-1-1-1	3-1-0-0	4-0-2-1
OKST	Feb 15	3-0-2-2	3-1-1-0	..Def..	4-1-2-1	5-1-2-0	4-1-1-0	2-1-0-1	3-0-0-1	4-1-1-2	3-1-0-0
OSU	Feb 16	4-1-1-3	2-0-0-0	4-0-1-0	4-2-2-1	3-1-1-3	3-0-1-0	2-1-0-1	4-3-3-1	1-0-0-0	2-0-0-0	2-1-1-0
GU	Feb 17	3-3-1-2	1-0-0-0	2-0-0-1	2-2-2-1	4-2-1-1	6-2-2-6	4-1-2-3	0-1-0-0	1-0-0-0	4-1-1-2	3-2-1-0	3-2-1-0	1-0-0-1	1-0-0-0	2-0-0-0
DAYTON	Feb 21	2-1-0-0	3-1-2-1	3-0-0-0	6-1-2-1	5-1-3-1	3-1-1-2	0-0-0-1	1-0-0-0	4-2-0-1	5-1-3-0	3-1-2-1	0-1-0-0	2-0-1-2	1-0-0-0
UND	Feb 22	3-1-0-1	4-1-1-1	4-0-0-0	5-1-1-0	3-2-0-0	..Def..	1-0-0-0	..Def..	3-2-2-4	2-3-1-0	5-1-2-2	0-1-0-1	4-4-3-6	..Def..
UND	Feb 23	5-1-0-0	4-2-1-1	3-2-1-3	5-1-2-0	5-1-1-2	3-2-2-4	3-0-0-0	6-2-4-0	2-2-1-2	2-1-1-0
PSU	Feb 28	3-1-2-0	5-1-3-1	4-1-2-0	2-2-1-0	3-0-1-1	3-1-0-0	..Def..	3-1-1-3	1-0-0-0	3-3-2-6	3-1-1-0	4-1-1-0	1-0-0-0	2-1-2-0	0-0-0-0
PSU	Mar 01	2-0-0-0	3-1-2-2	2-1-1-0	2-1-0-0	2-2-1-2	3-1-2-2	1-0-0-0	1-0-0-0	2-2-0-0	5-1-2-3	3-2-2-0	2-0-0-0	3-1-0-1	1-0-0-0
PSU	Mar 02	..Def..	4-0-2-2	3-0-0-0	5-1-1-0	4-1-1-1	2-1-1-0	..Def..	3-3-2-3	3-2-2-0	5-2-2-2	1-0-1-0	1-1-0-1
CSUN	Mar 06	1-0-1-0	4-0-2-2	2-1-0-1	4-0-0-0	4-0-0-0	3-1-2-1	1-0-1-1	4-3-2-1	2-1-1-0	5-2-4-1	4-1-1-2	3-1-1-0
SUU	Mar 07	5-2-2-2	2-1-0-0	5-3-5-7	4-2-2-1	3-2-3-3	1-1-0-0	1-1-1-0	4-0-1-1	4-3-3-1	4-2-3-2	1-1-0-0	3-0-1-0	1-1-1-1
UTAH	Mar 08	4-0-0-0	3-1-0-0	4-0-0-0	4-2-2-1	4-1-2-2	3-0-1-1	3-0-0-0	3-1-1-0	3-0-1-2	1-1-1-0
CSUN	Mar 09	1-0-0-0	3-2-1-3	3-2-1-0	4-2-1-1	3-0-1-1	2-0-0-0	1-0-0-0	4-1-2-4	1-1-1-0	5-1-2-0	2-0-1-0	2-1-2-2	3-2-3-0
OKLA	Mar 14	3-1-1-2	3-1-1-0	0-0-0-0	4-0-0-0	3-0-1-0	3-0-0-0	..Def..	2-0-1-0	..Def..	3-1-1-0	4-1-2-0	5-0-0-0	1-0-1-1	5-1-3-2
OKLA	Mar 15	5-1-3-2	2-1-0-0	3-1-1-0Def..	5-0-2-1	4-1-1-1	6-1-3-2	4-1-2-2	1-1-1-0	1-1-0-0	6-2-2-2
OKLA	Mar 16	2-1-0-1	1-0-0-0	1-1-1-0	2-0-1-1	4-1-2-1	4-1-1-1	2-1-0-0	4-1-1-1	0-0-0-0Def..	4-1-2-0	1-0-0-0	3-2-1-1	5-1-1-2
WICHITA	Mar 18	4-0-1-0	1-0-0-0	..Def..	4-0-1-2	4-1-1-1	4-0-1-0	4-1-2-0	3-1-1-2	1-0-0-0	0-1-0-0	2-3-1-0	4-0-1-2	3-2-3-0
WICHITA	Mar 19	2-0-1-0	4-0-0-0	4-1-2-1	3-1-2-0	2-0-0-1	1-0-0-0	3-0-1-0	3-0-0-1	4-0-2-0	1-1-1-0	1-0-0-0	4-0-0-0
STAN	Mar 22	4-1-2-0	1-1-0-0	1-0-0-0	4-1-3-2	4-0-0-1	3-0-0-0	1-0-0-0	4-1-1-0	1-0-0-0	4-2-2-0	2-0-0-0	4-1-0-1	6-0-3-3
STAN	Mar 23	5-1-0-1	1-0-0-0	0-0-0-0	5-0-1-0	4-1-3-3	3-1-1-2	..Def..	1-0-0-0	5-0-0-0	3-0-0-0	6-0-3-1	1-0-0-0	5-3-3-0	4-2-3-1
STAN	Mar 24	3-1-1-0	..Def..	3-0-0-0	4-0-1-1	4-0-1-0	1-0-0-1	4-0-0-0	4-0-0-0	4-0-1-0	1-0-0-0	3-1-1-0
USC	Mar 28	2-0-0-1	6-1-1-0	4-2-2-1	4-1-2-1	4-3-2-0	1-0-1-0	4-1-2-2	5-0-2-1	5-2-2-0	6-1-3-3
USC	Mar 29	..Def..	..Def..	1-0-0-1	3-1-3-1	2-1-0-1	4-1-1-1	5-0-0-0	1-0-0-0	2-0-0-1	..Def..	5-1-3-0	2-1-1-0	4-0-0-0	5-0-2-0
USC	Mar 30	3-0-0-0	3-0-1-0	..Def..	4-0-3-1	4-1-2-1	5-1-3-1	1-0-0-0	3-1-1-1	2-1-1-0	3-2-1-1	4-0-1-1	0-0-0-0	5-0-0-0
UNM	Apr 02	1-1-1-0	0-0-0-0	4-1-1-1	4-0-1-0	1-0-0-0	1-0-0-0	1-0-0-0	2-1-0-0	4-1-1-2	3-1-1-0	4-1-1-2	3-0-0-0	3-1-2-0	5-0-0-0
GCU	Apr 07	3-1-1-0	..Def..	2-0-0-0	4-1-1-1	2-1-1-1	4-2-2-3	3-2-3-2	1-0-1-0	1-0-0-0	5-2-2-1	1-0-1-0	5-0-2-0	1-0-0-0	3-0-1-1	3-1-1-1
CAL	Apr 11	2-1-1-4	1-0-0-0	4-2-2-2	4-2-1-1	5-0-3-0	5-1-2-0	3-0-0-1	1-0-0-0	4-2-3-1	1-0-1-1	4-2-2-1	2-0-1-0	4-1-1-0
CAL	Apr 13	2-0-0-1	5-0-0-1	4-1-1-1	3-2-2-0	2-1-0-1	4-1-1-0	4-0-0-0	3-0-3-1	5-1-1-0
CAL	Apr 13	2-2-0-0	3-0-0-0	4-3-3-2	5-0-0-1	4-1-0-0	..Def..	1-0-0-0	1-0-0-0	4-0-1-1	0-1-0-0	3-0-1-3	5-2-3-2	2-1-0-0
UCLA	Apr 17	..Def..	..Def..	3-0-0-0	5-1-2-0	5-1-4-0	4-1-1-0	3-1-1-2	5-2-1-0	1-0-0-0	4-1-1-2	3-1-1-0	0-0-0-0	5-0-1-2
UCLA	Apr 18	0-0-0-0	3-0-0-0	..Def..	3-0-0-0	6-1-2-1	3-0-0-0	1-1-1-0	7-0-3-2	1-0-0-0	5-2-1-0	4-1-3-0	7-1-1-0	4-1-2-1	0-0-0-0	7-0-2-0
UCLA	Apr 19	1-1-1-0	1-1-1-0	..Def..	4-2-1-2	6-2-2-3	2-3-2-1	4-2-1-0	5-2-2-5	5-1-1-1	6-3-4-2	4-0-2-2	5-0-4-1
WSU	Apr 25	1-0-0-0	2-0-1-1	1-1-1-1	3-2-1-1	5-2-2-1	5-3-3-3	2-2-1-3	1-0-1-1	1-1-0-0	3-3-2-4	6-1-3-3	5-2-3-1	4-1-1-0	4-3-2-2	1-0-0-0
WSU	Apr 26	1-0-0-0	4-0-2-0	4-1-2-1	2-0-0-0	2-0-0-0	5-1-1-2	4-0-1-0	3-1-1-0	4-1-1-0	5-1-2-2
WSU	Apr 27	4-2-2-0	2-1-0-0	3-1-1-0	3-1-1-0	6-2-2-4	2-2-1-1	2-0-0-0	2-0-0-0	3-2-1-1	2-1-1-0	5-3-3-1	6-5-6-7	7-3-5-9	1-1-1-0



Sun Devil Baseball 2003 -- Game by Game Statistics




IP-H-R-ER-BB-SO Breakdown for Arizona State (as of Apr 28, 2003)
(All games)

Opponent	Date	#48 ARGUELLO	#45 AVERILL	#55 BEATTY	#49 BORDES	#27 KARTLER	#22 LEAF	#47 LIEBECK
Hawaii-Hilo	Jan 16	1.0- 0- 0- 0- 1- 2	1.2- 0- 0- 0- 2- 2
Hawaii-Hilo	Jan 17	0.0- 2- 0- 0- 0- 0	2.0- 3- 2- 2- 2- 0*
Hawaii-Hilo	Jan 17	6.0- 7- 2- 2- 2- 7*
Hawaii-Hilo	Jan 18	7.1- 1- 2- 0- 2- 7*
Hawaii-Hilo	Jan 19
Hawaii-Hilo	Jan 19	1.0- 3- 4- 4- 2- 0	1.0- 1- 1- 1- 1- 1	2.0- 0- 0- 0- 0- 4*
San Diego State	Jan 24	0.0- 1- 2- 2- 1- 0
San Diego State	Jan 25	5.0- 5- 1- 1- 1- 2*
San Diego State	Jan 26	0.2- 1- 1- 1- 0- 1	4.0- 1- 0- 0- 0- 4*	0.1- 1- 0- 0- 1- 0	0.2- 4- 7- 7- 3- 1	1.0- 0- 0- 0- 0- 2
Long Beach State	Jan 31	1.0- 2- 3- 1- 0- 0	0.1- 2- 1- 1- 0- 0	1.0- 0- 0- 0- 1- 2
Long Beach State	Feb 01	9.0- 3- 0- 0- 1- 2*
Long Beach State	Feb 02	6.2- 6- 2- 0- 1- 1*
BYU	Feb 06
BYU	Feb 07	1.0- 0- 0- 0- 0- 1	1.0- 1- 0- 0- 0- 0	4.0- 7- 6- 3- 3- 4*
BYU	Feb 08	2.1- 6- 4- 4- 1- 1*	1.1- 0- 0- 0- 0- 3
Gonzaga	Feb 14
Oklahoma State	Feb 15	2.0- 2- 1- 1- 3- 2	0.1- 0- 0- 0- 0- 0
Oregon State	Feb 16	1.0- 1- 0- 0- 0- 2	0.2- 0- 0- 0- 1- 1	1.0- 1- 0- 0- 0- 1	5.0- 6- 3- 3- 3- 1*
Gonzaga	Feb 17	2.0- 4- 3- 3- 2- 2*	2.0- 1- 0- 0- 0- 1
Dayton	Feb 21	2.0- 0- 1- 0- 1- 1	7.0- 5- 0- 0- 2- 6*
Notre Dame	Feb 22	2.1- 1- 0- 0- 2- 3
Notre Dame	Feb 23	0.0- 0- 1- 1- 0- 0
Penn State	Feb 28	1.0- 0- 0- 0- 0- 1	5.2- 3- 0- 0- 0- 6	2.1- 3- 0- 0- 1- 1*
Penn State	Mar 01	1.0- 1- 0- 0- 2- 2	1.0- 0- 0- 0- 1- 2
Penn State	Mar 02	0.2- 2- 0- 0- 0- 2
CS Northridge	Mar 06	6.0- 7- 2- 2- 1- 5*
Southern Utah	Mar 07	1.0- 0- 0- 0- 0- 2	1.0- 0- 0- 0- 1- 1
Utah	Mar 08
CS Northridge	Mar 09	2.0- 0- 0- 0- 1- 1	0.1- 0- 0- 0- 1- 1	5.0- 5- 2- 2- 1- 4*
Oklahoma	Mar 14	1.0- 1- 0- 0- 1- 1
Oklahoma	Mar 15	1.0- 0- 0- 0- 0- 2	0.1- 0- 0- 0- 0- 0	1.1- 1- 1- 1- 0- 3	5.1- 9- 2- 2- 1- 4*
Oklahoma	Mar 16	2.0- 2- 0- 0- 0- 2	5.0- 3- 1- 0- 2- 3*	1.0- 1- 1- 1- 0- 2
Wichita State	Mar 18	0.1- 0- 1- 0- 1- 0
Wichita State	Mar 19	1.0- 3- 4- 4- 2- 2*	1.0- 1- 2- 2- 1- 0	2.0- 1- 0- 0- 0- 4
Stanford	Mar 22	4.0- 7- 2- 2- 0- 5*	0.1- 0- 0- 0- 0- 0
Stanford	Mar 23	1.0- 0- 0- 0- 0- 0	1.0- 4- 3- 3- 0- 0*
Stanford	Mar 24	1.2- 0- 0- 0- 0- 1	0.1- 1- 0- 0- 1- 0	0.1- 1- 0- 0- 0- 0
USC	Mar 28	2.1- 1- 0- 0- 3- 2	0.1- 0- 0- 0- 0- 0	0.2- 0- 0- 0- 0- 1
USC	Mar 29	6.0- 7- 5- 5- 0- 3*	0.1- 1- 0- 0- 0- 0
USC	Mar 30	1.0- 3- 1- 1- 0- 0	0.1- 2- 1- 1- 1- 0	0.0- 0- 0- 0- 1- 0
New Mexico	Apr 02	0.2- 1- 1- 1- 2- 2
Grand Canyon	Apr 07	0.1- 0- 0- 0- 0- 1	1.0- 0- 0- 0- 0- 1	0.1- 1- 1- 1- 0- 0	0.2- 0- 0- 0- 0- 0	1.0- 1- 0- 0- 0- 1
California	Apr 11	7.0-10- 2- 2- 3- 0*
California	Apr 13
California	Apr 13	0.0- 0- 1- 1- 1- 0	1.0- 1- 0- 0- 2- 0	6.0- 4- 0- 0- 1- 4*
UCLA	Apr 17	2.2- 6- 5- 5- 0- 1*	0.2- 0- 0- 0- 0- 1
UCLA	Apr 18	1.0- 1- 1- 1- 1- 1	1.0- 0- 1- 1- 0- 0	3.1- 3- 1- 1- 0- 6
UCLA	Apr 19	1.0- 0- 0- 0- 1- 1
Washington State	Apr 25
Washington State	Apr 26	0.2- 0- 0- 0- 0- 2	0.1- 0- 0- 0- 2- 0	7.0- 3- 1- 1- 3- 5*
Washington State	Apr 27	1.0- 0- 0- 0- 1- 0	1.0- 1- 0- 0- 1- 2	1.0- 0- 0- 0- 0- 1



Sun Devil Baseball 2003 -- Game by Game Statistics

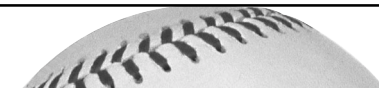


IP-H-R-ER-BB-SO Breakdown for Arizona State (as of Apr 28, 2003)
(All games)

Opponent	Date	#3 LOPEZ, J	#15 MCCLELLAN	#38 PERRAULT	#12 SCHROYER	#41 SOPKO	#40 THURMOND	#26 VAUGHAN
Hawaii-Hilo	Jan 16	1.0- 2- 0- 0- 0- 2	2.0- 0- 0- 0- 1- 0					1.0- 0- 0- 0- 0- 3
Hawaii-Hilo	Jan 17				2.1- 1- 0- 0- 1- 4			4.2- 3- 3- 3- 1- 9
Hawaii-Hilo	Jan 17	1.0- 0- 0- 0- 0- 0						
Hawaii-Hilo	Jan 18							
Hawaii-Hilo	Jan 19					3.0- 1- 0- 0- 0- 2*	2.0- 1- 0- 0- 1- 2	
Hawaii-Hilo	Jan 19		2.0- 1- 0- 0- 2- 3		1.0- 0- 0- 0- 0- 2			
San Diego State	Jan 24		3.1- 5- 1- 1- 1- 5		1.0- 1- 0- 0- 0- 2	4.2- 6- 2- 2- 1- 4*		
San Diego State	Jan 25				0.2- 1- 0- 0- 0- 1			3.1- 3- 2- 2- 1- 3
San Diego State	Jan 26	1.1- 2- 1- 1- 0- 2					1.0- 0- 0- 0- 0- 2	
Long Beach State	Jan 31		1.0- 2- 3- 3- 2- 1			3.0- 5- 0- 0- 0- 2*		1.2- 3- 4- 4- 1- 1
Long Beach State	Feb 01							
Long Beach State	Feb 02				1.0- 1- 0- 0- 0- 1			1.1- 0- 0- 0- 0- 0
BYU	Feb 06	1.0- 1- 0- 0- 0- 1	1.0- 1- 2- 2- 3- 2		0.1- 0- 0- 0- 0- 0	4.0- 4- 1- 1- 1- 2*		2.2- 3- 2- 0- 2- 1
BYU	Feb 07		1.0- 1- 0- 0- 2- 2				2.0- 0- 0- 0- 0- 1	
BYU	Feb 08	1.2- 2- 0- 0- 1- 0			2.0- 1- 0- 0- 1- 3			1.2- 1- 0- 0- 0- 2
Gonzaga	Feb 14					7.0- 3- 0- 0- 0- 5	2.0- 5- 4- 2- 0- 1*	
Oklahoma State	Feb 15	0.2- 1- 1- 1- 1- 0			1.0- 1- 0- 0- 0- 0			5.0- 5- 1- 1- 2- 8*
Oregon State	Feb 16	0.1- 0- 0- 0- 0- 0	1.0- 1- 1- 1- 0- 0					
Gonzaga	Feb 17		2.0- 4- 2- 2- 3- 1			3.0- 4- 0- 0- 0- 2		
Dayton	Feb 21							
Notre Dame	Feb 22				1.0- 1- 0- 0- 0- 3			5.2- 4- 3- 1- 4- 6*
Notre Dame	Feb 23	1.0- 2- 2- 2- 0- 0			3.0- 3- 0- 0- 0- 2	0.0- 4- 4- 4- 0- 0	5.0- 4- 1- 1- 0- 4*	
Penn State	Feb 28							
Penn State	Mar 01	1.0- 1- 0- 0- 0- 0	5.0- 6- 1- 1- 2- 5*			1.0- 0- 0- 0- 0- 2		2.0- 5- 5- 5- 1- 0
Penn State	Mar 02				1.1- 1- 0- 0- 0- 3		5.0- 3- 2- 1- 1- 3*	
CS Northridge	Mar 06	2.0- 1- 0- 0- 0- 1	1.0- 0- 0- 0- 0- 3					
Southern Utah	Mar 07					5.0- 5- 0- 0- 1- 4*		
Utah	Mar 08				1.0- 0- 0- 0- 0- 3		3.2- 6- 4- 4- 2- 8*	4.1- 1- 0- 0- 0- 5
CS Northridge	Mar 09	0.2- 2- 0- 0- 0- 0	1.0- 1- 0- 0- 1- 1					
Oklahoma	Mar 14		0.0- 0- 0- 0- 2- 0		0.2- 0- 0- 0- 0- 0	0.2- 1- 1- 1- 0- 0	5.1- 6- 3- 3- 0- 6*	1.1- 1- 2- 0- 1- 3
Oklahoma	Mar 15					1.0- 1- 0- 0- 0- 1		
Oklahoma	Mar 16							1.0- 1- 0- 0- 0- 1
Wichita State	Mar 18		3.0- 3- 0- 0- 3- 4*		1.0- 1- 1- 0- 2- 0	0.2- 1- 0- 0- 0- 2		4.0- 3- 0- 0- 0- 7
Wichita State	Mar 19					5.0- 3- 0- 0- 1- 2		
Stanford	Mar 22				3.0- 1- 0- 0- 0- 2			3.2- 5- 4- 4- 2- 7
Stanford	Mar 23		4.0- 4- 3- 3- 1- 3	1.0- 0- 0- 0- 0- 1	1.0- 2- 1- 1- 0- 0	2.0- 3- 2- 2- 1- 3		
Stanford	Mar 24					0.0- 2- 2- 2- 0- 0	6.2- 9- 2- 2- 0- 5*	
USC	Mar 28			1.0- 0- 0- 0- 1- 2				4.2- 8- 4- 4- 1- 3*
USC	Mar 29				2.1- 3- 1- 1- 2- 0			
USC	Mar 30				1.2- 3- 1- 1- 0- 0		4.2- 3- 1- 1- 3- 0*	
New Mexico	Apr 02		1.1- 1- 1- 1- 1- 0			0.1- 2- 1- 1- 0- 0		3.2- 6- 8- 5- 1- 3*
Grand Canyon	Apr 07		4.1- 3- 1- 1- 2- 5					
California	Apr 11		5.0- 1- 1- 1- 0- 7*		0.1- 0- 0- 0- 0- 1			
California	Apr 13					2.0- 1- 1- 0- 3- 2		
California	Apr 13						3.0- 2- 0- 0- 5- 3*	6.0- 3- 0- 0- 2- 3
UCLA	Apr 17				2.0- 5- 0- 0- 1- 2			
UCLA	Apr 18		3.0- 6- 4- 3- 2- 4*		0.1- 0- 0- 0- 1- 0			5.1- 5- 4- 4- 1- 10
UCLA	Apr 19				4.2- 3- 1- 1- 2- 5			
Washington State	Apr 25	2.0- 3- 0- 0- 0- 0	1.0- 0- 0- 0- 0- 1			1.0- 0- 0- 0- 0- 0	7.0- 5- 1- 1- 2- 7*	
Washington State	Apr 26				2.0- 2- 2- 2- 3- 3			6.0- 3- 0- 0- 2- 8*
Washington State	Apr 27		1.0- 1- 0- 0- 0- 0			1.0- 0- 0- 0- 0- 0	4.0- 1- 0- 0- 2- 4*	



Sun Devil Baseball 2003 -- Career/Season Statistics



Player	SEASON														CAREER													
	AVG	GP-GS	AB	R	H	2B	3B	HR	RBI	BB	HBP	SO	SB-ATT	AVG	GP-GS	AB	R	H	2B	3B	HR	RBI	BB	HBP	SO	SB-ATT		
2 Dustin Pedroia...	.420	51-51	219	59	92	28	2	3	40	29	5	12	2-5	.382	109-109	455	110	174	41	4	4	85	53	10	31	7-14		
32 Frank Mesa.....	.390	40-25	105	31	41	6	1	1	20	19	2	11	2-3	.390	40-25	105	31	41	6	1	1	20	19	2	11	2-3		
20 Nick Walsh.....	.387	40-13	75	24	29	6	1	0	18	15	5	8	1-2	.291	125-48	230	69	67	11	1	1	42	66	17	29	7-12		
30 Mike Guerrero....	.387	37-11	75	18	29	12	2	2	22	6	2	12	0-0	.387	37-11	75	18	29	12	2	2	22	6	2	12	0-0		
4 Travis Buck.....	.372	50-49	180	50	67	12	3	3	38	24	10	21	8-10	.372	50-49	180	50	67	12	3	3	38	24	10	21	8-10		
11 Jeff Larish.....	.367	48-47	169	66	62	12	2	15	79	64	4	32	2-2	.350	82-80	297	97	104	16	5	18	103	93	4	51	2-3		
8 Jeremy West.....	.361	46-38	133	48	48	5	0	14	48	32	12	23	2-4	.343	151-129	481	137	165	31	8	33	153	82	26	77	4-7		
14 Andre Ethier.....	.352	51-50	193	52	68	9	2	5	47	37	9	19	4-5	.357	99-98	375	90	134	23	5	9	97	69	12	39	5-9		
5 Dennis Wyrick....	.352	42-26	128	28	45	5	1	1	24	9	6	18	5-6	.339	172-147	534	112	181	19	3	1	90	56	14	90	16-21		
9 Steve Garraabrants	.344	48-44	160	44	55	14	3	6	48	20	4	27	19-23	.331	147-128	502	130	166	34	15	8	104	76	14	95	51-70		
19 Joel Bocchi.....	.333	37-22	81	17	27	7	0	2	21	10	4	21	1-1	.303	54-30	109	20	33	8	1	2	24	16	5	26	1-1		
39 Tuffy Gosewisch..	.330	42-28	91	28	30	5	0	1	27	12	6	11	1-1	.269	72-40	130	34	35	5	0	1	29	16	6	23	1-1		
10 Rod Allen.....	.304	43-28	112	30	34	3	1	5	36	12	4	12	3-5	.323	150-123	501	117	162	32	4	17	139	43	22	68	23-32		
31 Ryan Bosch.....	.212	46-26	104	25	22	2	0	4	23	13	1	33	4-6	.212	46-26	104	25	22	2	0	4	23	13	1	33	4-6		

12 Ryan Schroyer....	1.000	1-0	1	1	1	0	0	0	0	0	0	0	0-0	1.000	61-11	1	1	1	0	0	0	0	0	0	0	0-0		
16 Nick Cadena.....	.429	5-0	7	2	3	1	0	0	1	2	0	1	0-0	.253	43-19	99	16	25	3	0	6	29	8	1	24	1-1		
27 Bryce Kartler....	.059	18-2	17	5	1	0	0	0	0	9	0	8	1-1	.205	97-19	39	9	8	3	0	0	9	18	3	14	1-1		
60 Garrett Schoenber	.000	3-0	2	0	0	0	0	0	0	0	0	1	0-0	.167	7-0	6	0	1	0	0	0	0	0	0	2	0-0		
59 Aaron Klusman....	.000	2-0	1	0	0	0	0	0	0	0	1	1	0-0	.000	42-0	1	0	0	0	0	0	0	0	1	1	0-0		
40 Ben Thurmond....	.000	1-0	1	0	0	0	0	0	0	0	0	0	0-0	.000	14-10	1	0	0	0	0	0	0	0	0	0	0-0		
48 Carlos Arguello..	.000	2-0	0	0	0	0	0	0	0	0	0	0	0-0	.000	32-3	0	0	0	0	0	0	0	0	0	0	0-0		
26 Beau Vaughan.....	.000	1-0	0	0	0	0	0	0	0	1	0	0	0-0	.000	21-5	0	0	0	0	0	0	0	1	0	0	0-0		
Totals.....	.353	51-51	1854	529	654	127	18	62	492	314	75	271	55-74															
Opponents.....	.250	51-51	1716	195	429	77	14	30	184	173	48	419	37-58															

(All games Sorted by Earned run avg)

Player	ERA	W-L	APP	GS	CG	SHO/CBO	SV	IP	H	R	ER	BB	SO	ERA	W-L	APP	GS	CG	SHO/CBO	SV	IP	H	R	ER	BB	SO	
12 Ryan Schroyer....	1.56	4-2	23	0	0	0/0	7	34.2	31	7	6	13	37	3.27	10-5	61	11	0	0/2	15	123.2	109	48	45	70	141	
47 Jered Liebeck....	2.42	7-0	14	12	1	1/1	0	67.0	65	21	18	19	47	3.94	12-4	45	27	1	1/1	1	150.2	168	77	66	48	107	
40 Ben Thurmond.....	2.48	5-0	14	10	0	0/3	0	54.1	49	18	15	16	48	2.48	5-0	14	10	0	0/3	0	54.1	49	18	15	16	48	
41 Mark Sopko.....	2.68	3-2	19	6	0	0/4	0	43.2	44	14	13	10	35	3.94	5-4	44	6	0	0/4	1	77.2	77	39	34	27	61	
45 Erik Averill.....	3.30	7-0	15	11	0	0/2	0	62.2	61	29	23	14	40	3.30	7-0	15	11	0	0/2	0	62.2	61	29	23	14	40	
49 Brett Bordes....	3.80	1-1	22	0	0	0/2	0	21.1	18	9	9	21	22	3.80	1-1	22	0	0	0/2	0	21.1	18	9	9	21	22	
15 Robbie McClellan.	3.98	5-0	20	4	0	0/3	0	43.0	41	20	19	28	47	4.50	12-6	41	18	2	1/3	1	140.0	135	79	70	79	138	
26 Beau Vaughan.....	4.30	7-3	20	5	0	0/3	0	69.0	63	42	33	22	83	4.30	7-3	20	5	0	0/3	0	69.0	63	42	33	22	83	

38 Josh Perrault....	0.00	0-0	2	0	0	0/0	0	2.0	0	0	0	1	3	5.84	0-0	11	2	0	0/1	0	12.1	20	9	8	4	11	
31 Ryan Bosch.....	0.00	0-0	2	0	0	0/0	0	1.0	4	1	0	1	1	0.00	0-0	2	0	0	0/0	0	1.0	4	1	0	1	1	
3 Javy Lopez.....	2.63	1-0	12	0	0	0/2	0	13.2	17	4	4	2	6	2.63	1-0	12	0	0	0/2	0	13.2	17	4	4	2	6	
22 Matt Leaf.....	2.70	0-0	6	1	0	0/1	0	6.2	5	2	2	3	4	2.70	0-0	6	1	0	0/1	0	6.2	5	2	2	3	4	
48 Carlos Arguello..	5.06	2-0	16	0	0	0/2	0	16.0	14	12	9	8	17	2.88	7-1	30	3	1	0/2	0	56.1	52	22	18	17	47	
55 Chris Beatty.....	7.11	0-1	8	1	0	0/1	0	6.1	7	5	5	5	8	7.11	0-1	8	1	0	0/1	0	6.1	7	5	5	5	8	
27 Bryce Kartler....	7.43	0-0	18	1	0	0/1	0	13.1	10	11	11	10	21	5.89	4-5	68	14	0	0/1	5	131.1	134	102	86	82	137	

Totals.....	3.29	42-9	51	51	1	8/7	7	454.2	429	195	166	173	419														
Opponents.....	9.17	9-42	51	51	1	0/0	4	428.2	654	529	437	314	271														



Sun Devil Baseball 2003

Position Players 2003 Single Game and Career Highs

#2 Dustin Pedroia, SS (Woodland, Calif.)

Category	2003 Best	Career Best (last)
At Bats	7 (UCLA; 4/18)	Same
Runs	3 - 2x (WSU; 4/27)	3 - 4x (WSU; 4/27/03)
Hits	4 - 3x (UCLA; 4/19)	4 - 5x (UCLA; 4/19/03)
RBI	3 (Cal; 4/13)	Same
BB	3 (WST; 3/18)	Same
SB	1 (UHH; 1/17)	1 - 6x (UHH; 1/17/03)
2B	3 (CSUN; 3/6)	Same
HR	1 - 3x (UNM; 4/2)	1 - 4x (UNM; 4/2)
Hit Streak	17	22 games

#4 Travis Buck, OF (Richland, Wash.)

Category	2003 Best	Career Best (last)
At Bats	7 (BYU; 2/7)	Same
Runs	3 - 2x (SUU; 2/7)	Same
Hits	5 (SUU; 2/7)	Same
RBI	7 (SUU; 2/7)	Same
BB	2 (SDSU; 1/25)	Same
SB	2 - 2x (SUU; 2/7)	Same
2B	2 (SDSU; 1/24)	None
HR	1 - 3x (UCLA; 4/19)	Same
Hit Streak	7 games	Same

#5 Dennis Wyrick, 3B (Azusa, Calif.)

Category	2003 Best	Career Best (last)
At Bats	7 (UCLA; 4/18)	Same
Runs	2 - 2x (OKLA; 3/15)	3 - 2x (LMU; 3/1/02)
Hits	3 - 4x (USC; 3/28)	4 (UCLA; 4/20/00)
RBI	3 (USC; 3/28)	3 - 4x (USC; 3/28/03)
BB	2 - 2x (WST; 3/18)	3 (Cal; 3/25/00)
SB	2 (WSU; 3/18)	Same
2B	1 - 5x (STAN; 3/23)	2 (ARIZ; 3/23/02)
HR	1 (UHH; 1/17)	Same
Hit Streak	7 games	9 games

#8 Jeremy West, DH/C (Las Vegas, Nev.)

Category	2003 Best	Career Best (last)
At Bats	7 (WSU; 4/27)	Same
Runs	4 (ND; 2/22)	4 - 4x (ND; 2/22/03)
Hits	5 (WSU; 4/27)	Same
RBI	9 (WSU; 4/27)	Same
BB	4 (OKLA; 3/15)	Same
SB	1 - 2x (ND; 2/22)	2 (SUU; 2/1/01)
2B	1 - 4x (UCLA; 4/19)	2 - 2x (PORT; 5/14/02)
HR	2 - 2x (WSU; 4/27)	2 - 2x (WSU; 4/27/03)
Hit Streak	7 games	10 games

#9 Steve Garrabrants, 2B (Phoenix, Ariz.)

Category	2003 Best	Career Best (last)
At Bats	6 - 2x (GU; 2/17)	6 - 5x (GU; 2/17/03)
Runs	3 - 2x (SDSU; 1/26)	4 (USC; 5/19/02)
Hits	3 - 3x (WSU; 4/25)	3 - 10x (WSU; 4/25/03)
RBI	6 (GU; 2/17)	Same
BB	2 (ND; 2/22)	4 (Tennessee; 5/1/01)
SB	2 - 2x (SUU; 2/7)	2 - 8x (SUU; 2/7/03)
2B	2 (UTAH; 3/8)	2 - 4x (UTAH; 3/8/03)
HR	1 - 6x (GCU; 4/7)	1 - 8x (GCU; 4/7/03)
Hit Streak	6 games	11 games

#10 Rod Allen, OF (Phoenix, Ariz.)

Category	2003 Best	Career Best (last)
At Bats	5 - 5x (STAN; 3/23)	5 - 26x (OKLA; 3/15/03)
Runs	2 - 3x (SUU; 2/7)	4 (NMSU; 4/17/01)
Hits	3 (OKLA; 3/15)	4 (NMSU; 4/17/01)
RBI	5 (UHH; 1/19)	5 - 3x (UHH; 1/19/03)
BB	3 (USC; 3/28)	Same
SB	1	2 - 2X (SJU; 3/9/02)
2B	1 - 3x (PSU; 2/28)	2 (Duke; 2/10/01)
HR	1 - 5x (CAL; 4/11)	1 - 17x (CAL; 4/11/03)
Hit Streak	4 games	17 games

#11 Jeff Larish, INF (Tempe, Ariz.)

Category	2003 Best	Career Best (last)
At Bats	5 - 5x (UCLA; 4/19)	6 - 4x (USD; 6/1/02)
Runs	3 - 2x (BYU; 2/7)	4 (PORT; 5/15/02)
Hits	3 - 3x (BYU; 2/7)	4 - 2x (UCLA; 4/12/02)
RBI	9 (SDSU; 1/26)	Same
BB	4 (WSU; 4/27)	Same
SB	1 - 2x (PSU; 3/1)	1 - 2x (PSU; 3/1/03)
2B	2 - 2x (ND; 2/23)	Same
HR	2 (SDSU; 1/26)	Same
Hit Streak	12 games	12 games

#14 Andre Ethier, OF (Phoenix, Ariz.)

Category	2003 Best	Career Best (last)
At Bats	6 - 2x (WSU; 4/27)	6 - 3x (WSU; 4/27/03)
Runs	5 (SDSU; 1/26)	5 - 2x (SDSU; 1/26/03)
Hits	4 - 2x (UCLA; 4/17)	4 - 3x (UCLA; 4/17)
RBI	4 (WSU; 4/27)	5 - 2x (WSU; 4/7/02)
BB	3 (SDSU; 1/26)	4 (USD; 6/1/02)
SB	1 - 2x	1 - 3x (LBSU; 2/2/03)
2B	1 - 9x (CAL; 4/11)	1 - 21x (CAL; 4/11/03)
HR	1 - 5x (WSU; 4/27)	2 (WSU; 4/7/02)
Hit Streak	8 games	8 games

#16 Nick Cadena, OF/1B/C (Glendale, Ariz.)

Category	2003 Best	Career Best (last)
At Bats	3 (UHH; 1/19)	6 (WSU; 4/7/02)
Runs	1 - 2x	3 - 2x (USC; 5/19/02)
Hits	2 (UHH; 1/19)	3 - 3x (OSU; 5/24/02)
RBI	1 - 1x	5 (USC; 5/19/02)
BB	1 - 2x	1 - 6x (UH; 6/2/02)
SB	None	1 (USD; 6/1/02)
2B	1 (UHH; 1/19)	1 - 3x (UHH; 1/19/03)
HR	None	2 - 2x (USC; 5/19/02)
Hit Streak	2 games	4 games

#19 Joel Bocchi, C (Phoenix, Ariz.)

Category	2003 Best	Career Best (last)
At Bats	5 (UHH; 1/17)	Same
Runs	1 - 10x	1 - 13x (PSU; 2/28/03)
Hits	4 (UHH; 1/17)	Same
RBI	3 - 3x (BYU; 2/8)	Same
BB	1 - 2x	1 - 3x (SDSU; 1/26/03)
SB	1 (UHH; 1/17)	Same
2B	1 - 3x (BYU; 2/7)	1 - 4x (BYU; 2/7/03)
HR	1 - 2x (BYU; 2/8)	Same
Hit Streak	4 games	3 games



Sun Devil Baseball 2003

Hitters/Pitchers Single-Game Career and 2003 Highs

#17 Ryan McKenna, OF (Elgin, Ill.)

Category	2003 Best	Career Best (last)
At Bats	Redshirt Year	6 (Tenn; 5/2/01)
Runs	Redshirt Year	3 (UCLA; 4/14/02)
Hits	Redshirt Year	2 - 7x (STAN; 5/11/02)
RBI	Redshirt Year	3 (WSU; 4/6/02)
BB	Redshirt Year	2 - 2x (Nevada; 5/16/01)
SB	Redshirt Year	1 - 3x (OKST; 3/10/02)
2B	Redshirt Year	1 - 4x (WSU; 4/6)
HR	Redshirt Year	1 (UNLV; 4/1/02)
Hit Streak	Redshirt Year	4 games

#20 Nick Walsh, 2B/OF (Alamo, Calif.)

Category	2003 Best	Career Best (last)
At Bats	6 (WSU; 4/27)	Same
Runs	5 (WSU; 4/27)	Same
Hits	6 (WSU; 4/27)	Same
RBI	7 (WSU; 4/27)	Same
BB	3 - 2x (UCLA; 4/18)	4 (UCLA; 5/19/01)
SB	1 (BYU; 2/7)	1 - 7x (BYU; 2/7/03)
2B	3 (WSU; 4/27)	Same
HR	None	1 (WSU; 4/13/01)
Hit Streak	8 games	8 games

#27 Bryce Kartler, OF/DH (Phoenix, Ariz.)

Category	2003 Best	Career Best (last)
At Bats	2 (USC; 3/30)	4 (USC; 5/19/02)
Runs	1 - 3x (USC; 3/30)	1 - 5x (USC; 3/30/03)
Hits	1 (USC; 3/30)	2 - 2x (USC; 5/17/02)
RBI	None	2 - 2x (USC; 5/17/02)
BB	2 (UHH; 1/19)	2 - 2x (UHH; 1/19/03)
SB	None	None
2B	None	2 (USC; 5/17/02)
HR	None	None

#30 Mike Guerrero, 1B/DH (Mesa, Ariz.)

Category	2003 Best	Career Best (last)
At Bats	7 (UCLA; 4/18)	Same
Runs	3 (UHH; 1/19)	Same
Hits	4 (UHH; 1/19)	Same
RBI	3 (UHH; 1/19)	Same
BB	1 - 3x (GU; 2/17)	Same
SB	None	None
2B	3 (OKLA; 3/15)	Same
HR	1 - 2x (USC; 3/30)	Same
Hit Streak	4 games	Same

#31 Ryan Bosch, OF (Livermore, Calif.)

Category	2003 Best	Career Best (last)
At Bats	6 (USC; 3/28)	Same
Runs	2 - 3x (CAL; 4/11)	Same
Hits	2 - 4x (CAL; 4/11)	Same
RBI	4 (UHH; 1/18)	Same
BB	2 (OKLA; 3/15)	Same
SB	1 - 4x (CAL; 4/11)	Same
2B	1 - 2x (PSU; 2/28)	Same
HR	1 - 4x (WSU; 4/25)	Same
Hit Streak	3 games	Same

#32 Frank Mesa, UTL (Yuma, Ariz.)

Category	2003 Best	Career Best (last)
At Bats	6 - 2x (BYU; 2/7)	Same
Runs	3 - 2x (SUU; 2/7)	Same
Hits	4 (BYU; 2/7)	Same
RBI	3 - 3x (WSU; 4/25)	Same
BB	3 (GU; 2/17)	Same
SB	1 (SUU; 2/7)	Same
2B	1 - 6x (UCLA; 4/18)	Same
HR	1 (BYU; 2/7)	Same
Hit Streak	5 games	Same

#39 Tuffy Gosewisch, C (Scottsdale, Ariz.)

Category	2003 Best	Career Best (last)
At Bats	5 - 2x (USC; 3/29)	Same
Runs	2 - 2x (GCU; 4/7)	Same
Hits	3 (GCU; 4/7)	Same
RBI	3 - 2x (WSU; 4/25)	Same
BB	2 (USC; 3/28)	2 - 2x (USC; 3/28/03)
SB	None	None
2B	1 - 5x (WSU; 4/25)	Same
HR	1 (UCLA; 4/17)	Same
Hit Streak	3 games	4 games

#3 Javy Lopez, RHP (El Paso, Texas)

Category	2003 Best	Career Best (last)
Innings	2.0 - 2x (WSU; 4/25)	Same
Runs Allowed	2 (ND; 2/23)	Same
ER Allowed	2 (ND; 2/23)	Same
K's	2 - 2x (SDSU; 1/26)	Same
BB	None	None
Hits Allowed	3 (WSU; 4/25)	Same
WP	None	None
HBP	1 (PSU; 3/1)	Same

#12 Ryan Schroyer, RHP (Casa Grande, Ariz.)

Category	2003 Best	Career Best (last)
Innings	4.2 (UCLA; 4/18)	6.2 (SUU; 2/1/02)
Runs Allowed	1 - 5x (UCLA; 4/18)	6 (USC; 4/6/01)
ER Allowed	1 - 4x (UCLA; 4/18)	6 (USC; 4/6/01)
K's	5 (UCLA; 4/18)	11 (SUU; 2/1/02)
BB	3 (WSU; 4/26)	5 (ORU; 4/19/01)
Hits Allowed	5 (Cal; 4/13)	8 (FSU; 2/15/02)
WP	2 (SDSU; 1/24)	Same
HBP	1 (USC; 3/30)	2 (CSF; 2/23/02)

#15 Robbie McClellan, RHP (Liberal, Kan.)

Category	2003 Best	Career Best (last)
Innings	5.0 - 2x (GCU; 4/7)	9.0 (LMU; 3/2/02)
Runs Allowed	4 (UCLA; 4/18)	6 - 2x (UND; 4/26/02)
ER Allowed	3 - 3x (UCLA; 4/18)	6 (OSU; 5/25/02)
K's	7 (GCU; 4/7)	10 (UNLV; 3/8/02)
BB	3 - 2x (WST; 3/18)	8 (LMU; 3/2/02)
Hits Allowed	6 - 2x (UCLA; 4/18)	9 (WSU; 4/7/02)
WP	1 (LBSU; 1/31)	2 - 3x (UND; 4/26/02)
HBP	1 - 2x (STAN; 3/23)	1 - 8x (STAN; 3/23/03)



Sun Devil Baseball 2003

Pitchers Single-Game Career and 2003 Highs

#22 Matt Leaf, RHP (Peoria, Ariz.)

Category	2003 Best	Career Best (last)
Innings	2.0 (UHH; 1/17)	Same
Runs Allowed	2 (UHH; 1/17)	Same
ER Allowed	2 (UHH; 1/17)	Same
K's	2 (SDSU; 1/26)	Same
BB	2 (UHH; 1/17)	Same
Hits Allowed	3 (UHH; 1/17)	Same
WP	None	None
HBP	None	None

#26 Beau Vaughan, RHP (Glendale, Ariz.)

Category	2003 Best	Career Best (last)
Innings	6.0 - 2x (WSU; 4/25)	Same
Runs Allowed	8 (UNM; 4/2)	Same
ER Allowed	5 - 2x (UNM; 4/2)	Same
K's	10 (UCLA; 4/17)	Same
BB	4 (ND; 2/22)	Same
Hits Allowed	8 (USC; 3/28)	Same
WP	1 (ND; 2/22)	None
HBP	2 (BYU; 2/8)	Same

#27 Bryce Kartler, LHP (Phoenix, Ariz.)

Category	2003 Best	Career Best (last)
Innings	2.0 - 2x (WST; 3/19)	6.2 (TENN; 2/10/02)
Runs Allowed	7 (SDSU; 1/26)	8 (ARIZ; 3/24/02)
ER Allowed	7 (SDSU; 1/26)	7 (ARIZ; 3/24/02)
K's	4 - 2x (WST; 3/19)	9 - 2x (TENN; 2/10/02)
BB	3 (SDSU; 1/26)	6 (TENN; 2/10/02)
Hits Allowed	4 (SDSU; 1/26)	10 (OKLA; 3/17/02)
WP	1 (OSU; 2/16)	3 - 2x (ARIZ; 3/24/02)
HBP	1 (UHH; 1/19)	4 (FSU; 2/17/02)

#38 Josh Perrault, RHP (Mesa, Ariz.)

Category	2003 Best	Career Best (last)
Innings	1.0 - 2x (USC; 3/28)	2.0 - 2x (PORT; 5/15)
Runs Allowed	None	3 (PORT; 5/15)
ER Allowed	None	3 (PORT; 5/15)
K's	2 (USC; 3/28)	3 - 2x (PORT; 5/15)
BB	1 (USC; 3/28)	1 - 2x (PORT; 5/15)
Hits Allowed	None	5 (PORT; 5/15)
WP	None	1 - 2x (PORT; 5/15)
HBP	1 (STAN; 3/23)	1 (FSU; 2/17)

#40 Ben Thurmond, RHP (Hopkins, S.C.)

Category	2003 Best	Career Best (last)
Innings	7.0 (UCLA; 4/19)	11.0 (UNCA; 4/9/00)
Runs Allowed	4 - 2x (UTAH; 3/8)	8 (GT; 3/10/02)
ER Allowed	4 (UTAH; 3/8)	7 (HP; 5/6/01)
K's	8 (UTAH; 3/8)	12 (UNCA; 4/9/00)
BB	5 (Cal; 4/13)	5 - 2x (Cal; 4/13/03)
Hits Allowed	8 (STAN; 3/24)	14 (HP; 5/6/01)
WP	1 - 2x (STAN; 3/24)	2 - 2x (UT; 3/5/02)
HBP	1 (GU; 2/14)	2 - 2x (FLA; 2/16/02)

#41 Mark Sopko, RHP (Joliet, Ill.)

Category	2003 Best	Career Best (last)
Innings	7.0 (GU; 2/14)	Same
Runs Allowed	4 (ND; 2/23)	4 - 2x (ND; 2/23/03)
ER Allowed	4 (ND; 2/23)	4 - 2x (ND; 2/23/03)
K's	5 (GU; 2/14)	Same
BB	2 (UHH; 1/16)	3 (OKLA; 3/17/02)
Hits Allowed	6 (SDSU; 1/24)	Same
WP	1 - 6x (STAN; 3/23)	1 - 7x (STAN; 3/23/03)
HBP	3 (UHH; 1/16)	3 (UHH; 1/16/03)

#45 Erik Averill, LHP (Orange, Calif.)

Category	2003 Best	Career Best (last)
Innings	7.1 (UHH; 1/18)	Same
Runs Allowed	5 - 2x (UCLA; 4/17)	Same
ER Allowed	5 - 2x (UCLA; 4/17)	None
K's	7 (UHH; 1/18)	Same
BB	3 (CAL; 4/11)	Same
Hits Allowed	10 (CAL; 4/11)	Same
WP	None	None
HBP	4 (USC; 3/29)	Same

#47 Jered Liebeck, RHP (Glendale, Ariz.)

Category	2003 Best	Career Best (last)
Innings	9.0 (LBSU; 2/1)	Same
Runs Allowed	6 (BYU; 2/7)	6 - 2x (BYU; 2/7/03)
ER Allowed	3 - 3x (STAN; 3/23)	6 (Arizona; 5/21/00)
K's	7 (UHH; 1/17)	8 (USC; 5/17/02)
BB	3 - 2x (OSU; 2/16)	4 (OKLA; 4/24/02)
Hits Allowed	9 (OKLA; 3/15)	Same
WP	1 (SDSU; 1/25)	1 - 6x (SDSU; 1/25/03)
HBP	None	1 - 6x (ARIZ; 3/24/02)

#48 Carlos Arguello, LHP (Albuquerque, N.M.)

Category	2003 Best	Career Best (last)
Innings	2.1 (USC; 3/28)	9.0 (USD; 6/1/02)
Runs Allowed	4 (UHH; 1/19)	2 - 4x (OSU; 5/26/02)
ER Allowed	4 (UHH; 1/19)	2 - 3x (OSU; 5/26/02)
K's	2 - 5x (WSU; 4/26)	7 (USD; 6/1/02)
BB	3 (USC; 3/28)	2 - 2x (USD; 6/1/02)
Hits Allowed	3 (UHH; 1/19)	7 (USD; 6/1/02)
WP	1 - 2x (Cal; 4/13)	1 - 3x (Cal; 4/13/03)
HBP	1 (LBSU; 1/31)	1 - 3x (LBSU; 1/31/03)

#49 Brett Bordes, LHP (Mesa, Ariz.)

Category	2003 Best	Career Best (last)
Innings	2.1 (ND; 2/22)	Same
Runs Allowed	2 (WST; 3/19)	Same
ER Allowed	2 (WST; 3/19)	Same
K's	3 (ND; 2/22)	Same
BB	2 - 4x (WSU; 4/26)	Same
Hits Allowed	2 - 2x (OKST; 2/15)	Same
WP	1 (UCLA; 4/18)	Same
HBP	1 (UCLA; 4/18)	Same

#55 Chris Beatty, LHP (Kokomo, Ind.)

Category	2003 Best	Career Best (last)
Innings	2.0 (GU; 2/17)	Same
Runs Allowed	4 (WST; 3/19)	Same
ER Allowed	4 (WST; 3/19)	Same
K's	2 - 4x (WST; 3/19)	Same
BB	2 - 2x (WST; 3/19)	Same
Hits Allowed	3 (WST; 3/19)	Same
WP	None	None
HBP	1 (ND; 2/23)	Same



Sun Devil Baseball 2003

Last Time it Happened in Sun Devil Baseball...

(Through 51 Games of 2003)

Hitting Categories:

A SUN DEVIL HIT A GRAND SLAM: Jeremy West, April 27, 2003 vs. Washington State
HIT A WALK-OFF HOME RUN: Jeremy West; April 26, 2003, vs. Washington State (2-Run HR in 10th inning)
A SUN DEVIL LED OFF A GAME WITH A HR: Steve Garrabrants, Feb. 9, 2002 vs. Tennessee (first pitch of game)
A SUN DEVIL HIT FOR THE CYCLE: Travis Buck, March 7, 2003 vs. Southern Utah (19-0 win)
THE DEVILS HIT FOR THE CYCLE TO OPEN A GAME: April 27, 2003 vs. Washington State in first inning (HR/2B/1B/3B)
THE DEVILS HIT BACK-TO-BACK HOME RUNS: Jeff Larish and Mike Guerrero, March 30, 2003 at USC (6th Inning)
A SUN DEVIL HIT TWO HOME RUNS IN ONE GAME: Jeremy West, March 22, 2003 vs. Notre Dame
A SUN DEVIL HIT THREE HOME RUNS IN A GAME: Jeremy West, April 27, 2003 vs. Washington State
A SUN DEVIL HAD 5 HITS IN A GAME: Jeremy West, April 27, 2003 vs. Washington State (5-for-7, 3 HR)
A SUN DEVIL HAD 6 HITS IN A GAME: Nick Walsh, April 27, 2003 vs. Washington State (6-for-6, 7 RBI, 3 2B)
A SUN DEVIL HAD 7 HITS IN A GAME: Jerry Mantlo, Feb. 6, 1972, vs. Michigan
A SUN DEVIL HAD 3 DOUBLES IN A GAME: Nick Walsh, April 27, 2003 vs. Washington State
A SUN DEVIL HIT 2 TRIPLES IN A GAME: Mel Stocker, May 13, 2000, vs. Washington (Packard Stadium)
A SUN DEVIL HAD 7 RBI IN A GAME: Nick Walsh, April 27, 2003 vs. Washington State
A SUN DEVIL HAD 8 RBI IN A GAME: Jeremy West, May 15, 2002 vs. Portland (Hohokam Park)
A SUN DEVIL HAD 9 RBI IN A GAME: Jeremy West, April 27, 2003 vs. Washington State
A SUN DEVIL STOLE 4 BASES IN A GAME: Mel Stocker, Feb. 1, 2001, vs. Southern Utah (Packard Stadium)
A SUN DEVIL STRAIGHT STEAL OF HOME: Dustin Pedroia, Feb. 3, 2002 vs. Southern Utah (Hohokam Park, 3rd inning)
A SUN DEVIL STRUCK OUT FOUR OR MORE TIMES IN A GAME: Casey Myers, April 29, 2000, at USC (Dedeaux Field)
A SUN DEVIL WALKED FOUR TIMES IN A GAME: Jeremy West, March 15, 2003 vs. Oklahoma (3 intentional)
A SUN DEVIL HITTER STRANDED SIX RUNNERS ON BASE: Andre Ethier (6), February 17, 2003 vs. Gonzaga
A SUN DEVIL RECORDED 13 TOTAL BASES: Mitch Jones, Feb. 27, 2000, vs. Southern Utah (2 HR, 2 2B, 1B)
A SUN DEVIL HAD TWO SAC BUNTS IN A GAME: Mike Lopez, May 12, 2001 at Washington (11-6 win in 10 innings)
A SUN DEVIL SCORED FIVE RUNS IN A GAME: Nick Walsh, April 27, 2003 vs. Washington State
A SUN DEVIL WAS HIT BY PITCHES TWO OR MORE TIMES: Travis Buck (2), April 25, 2003 vs. Washington State
AN OPPONENT HIT TWO HOME RUNS IN ONE GAME: Chad Diaz (New Mexico State), April 17, 2001 at NMSU

Pitching Categories:

A SUN DEVIL PITCHER THREW A NO-HITTER: Kevin Rawitzer, March 2, 1993, vs. Southern Utah (ASU 7, SUU 0)
A SUN DEVIL PITCHER THREW A PERFECT GAME: Eddie Bane, March 2, 1973, vs. Cal State Northridge (ASU 9, CSUN 0)
A SUN DEVIL PITCHER THREW A ONE-HITTER: Drew Friedberg, Jan. 24, 1999, vs. Hawaii-Hilo (ASU 10, Hilo 0)
A SUN DEVIL PITCHER THREW A TWO-HITTER: Will Waldrup, Jan. 23, 1999, vs. Hawaii-Hilo (ASU 3, Hilo 0)
ARIZONA STATE WAS NO-HIT: Phil Keller (Stanford), March 23, 1970 (Stanford 1, ASU 0)
ARIZONA STATE WAS ONE-HIT: Alan Dunn/Tim Meacham (Alabama), June 10, 1983 (Alabama 6, ASU 0)
A SUN DEVIL PITCHER THREW A COMPLETE GAME: Jered Liebeck, Feb. 1, 2003 (3-0 win at LBSU)
A SUN DEVIL PITCHER THREW BACK-TO-BACK COMPLETE GAMES: Robbie McClellan (3/2, 3/8, 2002)
AN OPPOSING PITCHER THREW A COMPLETE GAME: Mark Romanczuk (Stanford), March 24, 2003 (4-2 Stanford Win)
THE SUN DEVILS SHUT OUT AN OPPONENT (1 OR MORE PITCHERS): Washington State, April 27, 2003 (Eight Times in 2003)
THE SUN DEVILS WERE SHUT OUT: USC (Randy Flores), April 7, 1995 (USC 9, ASU 0) -- 484 Games (*NCAA Record*)
A SUN DEVIL STRUCK OUT 10 OR MORE BATTERS IN A GAME: Mike Esposito (11), April 30, 2002 vs. New Mexico State
A SUN DEVIL STRUCK OUT 15 OR MORE BATTERS IN A GAME: Mike Esposito (17), March 29, 2002 vs. UW
AN OPPONENT PITCHER STRUCK OUT 10 OR MORE SUN DEVILS: Rik Currier, USC, (11), April 28, 2000
THE SUN DEVIL PITCHING STAFF DID NOT WALK A BATTER: Grand Canyon, April 7, 2003 at Packard Stadium
A SUN DEVIL PITCHER RECORDED 10 WINS IN A SEASON: Andy Torres, 2001-present (10-3)
A SUN DEVIL PITCHER HIT THREE BATTERS IN A GAME: Erik Averill (4), March 29, 2003 at USC (Dedeaux Field)

Fielding Categories:

THE SUN DEVILS HAD NO ERRORS IN A GAME: April 25, 2003 vs. WSU (21-0 win at Packard Stadium) -- 18 times in '03
THE SUN DEVILS COMMITTED FIVE ERRORS IN A GAME: April 17, 2001 at New Mexico State (19-16 loss)
A SUN DEVIL COMMITTED THREE OR MORE ERRORS IN A GAME: Joel Bocchi, Mar. 29, 2002 vs. Washington (3)
A SUN DEVIL HAD 15 OR MORE PUTOUTS IN A GAME: Jeremy West, Apr. 12, 2002 at UCLA (Jackie Robinson Stadium)
A SUN DEVIL HAD 20 OR MORE PUTOUTS IN A GAME: Jeff Phelps (21), March 6, 1999, vs. Stanford
A SUN DEVIL HAD EIGHT OR MORE ASSISTS IN A GAME: Dennis Wyrick (SS), Feb. 6, 2000, vs. Florida State
THE SUN DEVILS TURNED FIVE DOUBLE PLAYS IN A GAME: May 7, 1999, vs. Washington (Husky Ballpark)

Scoring and Misc. Categories:

THE SUN DEVILS RECORDED 20 OR MORE HITS: 24, April 27, 2003 vs. Washington State (25-0 win at Packard Stadium)
THE SUN DEVILS RECORDED 20 HITS IN BACK-TO-BACK GAMES: WSU/UCLA, April 17, 25, 2003 (21 and 21)
THE SUN DEVILS SCORED 20 OR MORE RUNS: 25, April 27, 2003 vs. Washington State (25-0 win at Packard Stadium)
THE SUN DEVILS SCORED 30 OR MORE RUNS: 32, March 4, 2000, vs. Arizona (Packard Stadium)
THE SUN DEVILS SCORED 10 OR MORE RUNS IN AN INNING: (10) Washington State, April 27, 2003 (25-0 win)
THE SUN DEVILS LEFT 13 OR MORE RUNNERS ON BASE: UCLA (17) -- 8-7 loss in 13 innings at Packard Stadium.
ASU SWEEP A THREE-GAME PAC-10 SERIES: Washington State; April 25-27, 2003 (21-0, 5-3, 25-0)
ASU WAS SWEEP IN A PAC-10 SERIES: at UCLA, April 16-18, 1999 (11-10 L, 9-3 L, 8-6 L)
ASU WAS SWEEP IN A PAC-10 SERIES AT HOME: vs. USC, March 27-29, 1997 at Packard Stadium (12-7 L, 15-4 L, 11-7 L)
THE SUN DEVILS PLAYED BACK-TO-BACK EXTRA-INNING GAMES: March 22-23 vs. Stanford at Packard Stadium

